



The Quilting Bee



Spring 2022
Class Schedule
April-May-June-July



We are praying, as of this writing, that when you get this mailer the worst of Covid is over and we have returned to some sense of normalcy. To those who have suffered a great loss during this pandemic, we hope you have been

comforted, as we have, by the renewal of all things through this spring. Time passes and helps to heal the old pain. In spring, everything is new, and with it our hope increases that we can experience a fresh start at the Spring of Life as well. We look forward to seeing your personalities radiating on your smiling faces once again as we renew that personal contact...face to face. Projects come and go, but your smile lasts forever in our hearts! We invite you to come to The Bee and see what's buzzing. Show us your fresh projects along with your fresh smile and we will show you ours. Most of all, Bee inspired!

Scot and Treasure



CLASS DESCRIPTIONS

Our goal is to offer all types of classes for all levels of sewist. We offer technique and project classes, machine and software masteries, clubs, and also host special events.

If you are ever unsure if a class will be right for you, we are more than happy to direct you or even put you in touch with the instructor so you can be sure the class will meet your needs.

NOTE that classes fill up quickly! Sign up promptly to be sure you get a spot! If you don't get in this time, we'll get you onto a wait list and get you into the next available spot.

PS: If you can't make a class, *please* let us know **ASAP, so we can get the next wait-listed student in.**

If you are unable to make a class and do not cancel before the class time, we are no longer able to give refunds.

QUILTING BEE CLASS LISTINGS

Class fees cover your instruction time only.

Additional supplies and a book/pattern will be required.

Specific supply lists are available in the store and online and will be provided at the time of class registration.

To help you plan,
evening and weekend classes are listed in **purple!**

BASICS AND TECHNIQUE CLASSES

Suitable for all skill levels

These classes are designed to teach you a specific technique from start to finish. You do not need any experience for these classes! All are hands-on lessons to give you experience and a comfort level with the technique being presented. ALL BASIC CLASSES ARE SUITABLE FOR BEGINNERS!

BEGINNING QUILTING

NEW

\$115 - *Kathy/ Denise/Claudia/Rebecca*

Quilt Basics is NEW and UPDATED, it's now called Beginning Quilting! You will learn all you need to know to FINISH a tablerunner in class...fabric selection, rotary cutting, useful tools, sewing a 1/4" seam AND basting, quilting and binding. There will still be homework! (NB. Please bring your own machine for this class.)

Mondays, 5 - 8 pm

April 4, 11, 18, 25 & May 2

Tuesdays, 2 - 5 pm

May 17, 24, 31 & June 7, 14

Saturdays, 10-1 pm

June 4, 18, 25 & July 2, 9

Thursdays, 1-4 pm

June 30, July 7, 14 21,
& 28



BASTING YOUR QUILT

\$16 - *Nancy*

So you've finished your quilt top and don't know what to do next. Let Nancy show you how to baste your top prior to quilting. This class is free to our graduating Next Step students.

Technique: Basting

Thursdays, April 21 OR June 16

10 am - noon

BEGINNING MACHINE BLANKET STITCH

\$24 - *Teresa*


Learn to manage corners, curves, starting, and ending the blanket stitch on your sewing machine. Great for machine applique!

Technique: Machine Blanket stitch

Wednesdays, May 4 OR July 6

2:30-5:30 pm

"A single sunbeam is enough to drive away many shadows." - Francis of Assisi



BASICS AND TECHNIQUE CLASSES

BEGINNING MACHINE EMBROIDERY

\$32 - *Teresa*

Learn the basics of machine embroidery while making a darling wallhanging from your choice of our many patterns.

Technique: Machine embroidery

Wednesday, April 27, 1-5 pm

OR Monday, July 11, 1-5 pm



BERNINA QUILTING RULERS

\$16 - *Nancy*

Join the craze and learn how to make the most of your Bernina quilting rulers...you'll feel like a pro in no time!

Technique: Bernina Quilting rulers

Tuesdays, April 19, June 7 OR July 5

10 am - noon



BINDING TECHNIQUES

\$24 - *Teresa*

Your quilt is done and now it needs a binding. Let Teresa show you how much fabric you need, how to cut straight and bias bindings, and how to attach that binding to your quilt. This class is free to our graduating Next Step students.


Technique: Binding your quilt

Tuesdays, April 19 OR June 7, 2-5 pm

OR Wednesday, July 20, 3-6 pm

"The secret to living the life of your dreams is to start living the life of your dreams today, in every little way you possibly can."

-Mike Dooley



Every
day is a new
start.



BONDING WITH YOUR BSR

\$16 - *Nancy*

You can check 'learning to machine quilt' off your to-do list by mastering the skill of machine quilting with your Bernina Stitch Regulator. Practice really does make perfect!

Technique: Quilting with your BSR

Wednesdays, April 20 OR June 15

10 am - noon

DEVELOPING YOUR WALKING FOOT SKILLS

\$24 - *Teresa*

Uncover all the skills and tips necessary to succeed at machine quilting with your walking foot. This class is free to our graduating Next Step students.

Technique: Quilting with your walking foot

Tuesdays, May 3 OR July 5, 2-5 pm

OR Thursday, May 25, 3-6 pm OR

Friday, June 24, 3-6 pm

GETTING TO KNOW YOUR Q-SERIES

\$24 - *Judy H*

If you're lucky enough to have a Bernina Q-Series machine and you want to learn all about it...this is THE class for you! Judy will cover the basics from threading to maintenance, and you'll get free-motion quilting tips and an overview of Q-Series accessories as well.

Friday, April 29, 10 am -1 pm OR

Thursday, July 7, 2-5 pm

BASICS AND TECHNIQUE CLASSES

HAND QUILTING FOR BEGINNERS



\$16 - Kathryn

Learn basic hand quilting techniques and find out which tools will make this skill a breeze!

Technique: Hand quilting

Tuesday, May 17 OR Thursday, July 7

10 am - noon

“Where flowers bloom, so does hope.”
-Lady Bird Johnson

INTRODUCTION TO HAND APPLIQUE

\$16 - Rebecca

Whether you're new to hand applique or just want to improve your needleturn skills, this class is for you. We'll cover needles, thread, useful tools, different types of templates, and -oh yeah- how to perfect your curves and points



Technique: Needleturn hand applique

Monday, April 25 OR

Thursday, June 2, 2-4 pm

WESTALEE QUILTING RULERS

\$16 - Nancy

Want to have almost instant success in your machine quilting? Learn how your quilting rulers will get you on the path to feeling like a pro!



Technique: Westalee Quilting rulers

Thursdays, Apr 14, May 12 OR Tuesday,

June 28, 10 am - noon

WOOL EMBROIDERY

STITCHES

\$24 - Rebecca

If you've wanted to work with wool and would like to learn some embroidery stitches that can really make your projects shine, join us! We'll discuss wool fabrics, threads, needles, glues and stabilizers.



Technique: Hand embroidery stitching

Friday, April 15, 10 am - 1 pm OR

Thursday, June 2, 10 am - 1 pm

Kids' Sewing Camp

\$80/ includes 24" pillow form

Expand your young crafters' talents to include the art of sewing! This 4-class series will guide them through accurate stitching and piecing, safe rotary cutting, and project assembly. Students will complete a pillowcase and a 24" pillow cover in class using fabrics they choose.
10 years and older only please

Saturdays, 10 am - noon

April 9, 16, 23, and 30

OR

Monday - Thursday

June 27 - 30

10 am - noon

PLEASE NOTE: We find that children focus and learn best without additional adults in the classroom. Please entrust your children to our instructor during their class time.

Thank you!

KIMBERBELL

MACHINE EMBROIDERY EVENTS

Get even more comfortable with your embroidery module as you make gifts to keep or share!

Kimberbell Commotion!

July 22 & 23 - 10 am - 5 pm

\$99 for one day, \$199 for two days, lunch included.

Get in on this 1 or 2-day event! Select from any Kimberbell event we've held to date and finish it up with guidance from our instructors.

1-Day Events

Summer Nights
Spooky Soiree
Sugar Plum Jubilee
Garden Build
Star Spangled
My Punny Valentine

2-Day Events

Home Sweet Haunted
Home
Sewing with My Gnomies
Game Night

No Place Like Home

May 13 & 14

10 am - 5 pm

At this two-day Kimberbell machine embroidery event, you'll create one heartwarming 22" x 22" pillow. Learn techniques such as piecing and quilting in-the-hoop with background quilting designs, a flanged border, and a variety of beautiful blocks! Your Event Project Kit is packed with everything you need, including batting, fabric, and the pillow insert.

\$199 (lunch included both days)



PROJECT CLASSES

These classes are designed to take you down the path to completing a fun project - be it a quilt, table-topper, garment or other fabric craft - while also increasing your sewing knowledge and skills.

Classes are listed alphabetically by level. Don't forget to check our website for a full-sized, printable monthly layout!

BEGINNER CLASSES - ✂ scissor

Beginning T-shirt Quilt

\$32 - *Lori*

Make that collection of t-shirts into a great graduation gift, memory quilt, or heading-away-from-home gift.

Technique: Quilting with t-shirts
Fridays, April 15 & 29, 2-4 pm OR
Mondays, July 11 & 18, 10 am - noon



Curved Log Cabin

\$48 - *Kathy W.*

NEW

If you're on the lookout for a quilt that looks harder than it is, try this one out. Graduated straight piecing gives the look of curves without the bother, and offers lots of OOOOOHHHH factor!

Fridays, April 22 & 29, 10 am - 1 pm OR
Mondays, June 13 & 27, 5-8 pm

Beginning English Paper Piecing

\$24 - *Claudia*

English paper piecing is the ultimate in portability. Claudia will show you the basics and all the tricks, tips and tools to make this classic hand sewing project a snap.
Friday, April 22 OR Thursday, June 23
10 am - 1 pm



Denny Tote

\$24 - *Teresa*

Make a simple waterproof bag for your lunch or anything else you'd like to keep dry. Teresa gives you all the tips and tricks for working with vinyl.

Technique: Bag construction
Tuesday, May 10, 2:30-5:30 pm OR
Tuesday, July 12, 3-6 pm



Feathers Club

\$24 - *Claudia*

Join other enthusiasts to learn about your Featherweight and construct monthly projects. We will be going through basic maintenance, and making a few useful accessories.

Mondays, 10 am - 1 pm OR 5 - 8 pm
April 25 - Scissors & Spools Quilt
May 23 - Scissors & Spools Quilt
June 27 - Runner Project
July 25 - Surprise!

Cork Strip Bowls

\$40 - *Teresa*

Use some of that fabulous cork you've been eyeing to create these useful bowls. Fabric accents and linings

complete the look, and the pattern offers two sizes.

Technique: Working with cork
Thursdays, May 26, 10 am - 3 pm
OR July 14, 1-6 pm





Folded Star Hot Pad

\$24 - Teresa

NEW

You always need another hot pad, right? You can make these stars

traditional or jazzy, and they make great gifts too!

Fridays, May 27 OR July 15, 3-6 pm

Gift of the Month

\$16 - Noreen

Assemble a new gift each month, and no one will tell if you want to keep it!

April 13- Spring Bunnies

May 11 - Over and


Under Runner

June 8 - Americana

Stars

July 13 - Daily Doodler

Wednesdays, 10 am - noon



Lidded Pincushion

\$24 - Teresa

NEW

This adorable little pincushion is wonderful for traveling...just put the lid on it! It can hold a small pair of embroidery scissors too.

Technique: Box construction

Wednesdays, April 20 OR

June 22

10 am - 1 pm



Simple Whatnots

\$16 - Teresa

With a bit of piecing and simple

applique, these smaller rustic projects come to life. If you're a fan of Kim Diehl, you'll love this class.

Mondays, May 9 OR July 11

5:30 - 7:30 pm



Machine Embroidery

Workshop

\$56 - Teresa

Spend the day stitching an embroidery design

of your choice. Learn


about how stabilizers and batting affect your finished project. Bring a new or in-process project.

Thursday, April 28

Monday, May 9

Wednesdays, June 8 OR July 13

10 am - 5 pm



Mondo Bag

NEW


\$48 - Denise

Learn to use a QuiltSmart interfacing to create this big and useful bag. Easy piecing makes it a cinch!

Technique: Interfacing piecing

Tuesdays, May 3 & 10 OR

Fridays, July 8 & 15, 2-5 pm



Pincushion Threadcatcher

\$24 - Kathy W.

This handy pincushion/threadcatcher is finished in one class. You'll want to make one for every place you sew!

Fridays, April 15 OR June 24

10 am - 1 pm



Stand-up Pouch

\$24 - Teresa



These versatile waterproof pouches zip all your special snippers, essential oils, loose cords or whatever into one neat little package. What will

you put in yours?

Technique: Bag construction

Wednesdays, April 20 OR June 22

2-5 pm

Next Steps:

NEW

\$48 - Claudia, Denise, Kathy, Rebecca
The classes listed below are designed for the beginning quilter with some sewing experience who wants to pursue a simple (but gorgeous!) project for the next step in their quilting journey. Upon completion of these projects, coupons for Basting Your Quilt, Developing Your Walking Foot Skills, and Binding Techniques will be awarded.

Joyful Stars - Claudia



Simple modern stars to showcase your fabrics.

Fridays, April 22 & 29 OR

Thursdays, June 23 & 30, 2-5 pm

Garden Gems - Kathy W.

A modern stunner!

Fridays, April 15 & 22, 2-5 pm

OR July 8 & 15, 10 am - 1 pm

Lattice Quilt - Denise

An updated version of the traditional half-square triangle.



Wednesdays, May 18 & 25

OR **Tuesdays**, June 21 & 28, 2-5 pm

Disappearing 9-patch - Rebecca

An easy classic block with many design possibilities.

Thursdays, April 14 & 28 OR

Wednesdays, July 13 & 27, 2-5 pm

(NB. Please bring your own machine for these classes.)



Covered Rectangular Crates



\$40 - Teresa

NEW

Another gem by Auntie's Two... these boxes (in three sizes) would make a stylish and functional addition to any room. Just match your fabric selections with your decor! Lids

keep your things contained and clean.

Technique: Box construction

Thursday, May 5, 12:30 - 5:30 pm OR
July 21, 10 am - 3 pm

Crazy Quilt Wall Hanging

\$48 - Rebecca

Create the your own wall art! Study block construction, fabric placement, stitching, ribbon embroidery, and embellishment: everything you need to know to take this art from daunting to do-able!

Technique: Crazy quilting

Tuesdays, May 17, 24 & 31 OR July 12, 19 & 26, 10 am - noon



City Bag(s)

\$48 - Nancy

If you've been looking for a bag that is manageable, this is it! The City Bags (Uptown, Midtown, or Downtown) are the same bag in different sizes, and can be completed by anyone, even Treasure ...she's done a dozen of them!



Tuesdays, May 3 & 10 OR **Thursdays**, July 7 & 14, 10 am - 1 pm

"Every day is a chance to begin again. Don't focus on the failures of yesterday, start today with positive thoughts and expectations."

-Catherine Pulsifer

Edge to Edge Quilting

\$64 - Teresa

Quilt your own quilts - from edge to edge! This easy-connect technique, combined with specially designed embroidery files, makes it possible for you to create edge-to-edge designs using your home embroidery machine.

Technique: Quilting in the hoop

Wednesdays

May 4 & 25 OR July 6 & 20

10 am - 2 pm

Jelly Roll Lone Star

\$48 - Kathy W.

Make a beautiful lap-sized Lone Star quilt using just one jelly roll and a background fabric.

Technique: Strip piecing

Wednesdays, May 4 & 11, 2-5 pm

Fridays, July 8 & 15, 2-5 pm



Boxing It Up

\$40 - Teresa

These sturdy, stackable boxes (in four sizes!) are terrific for storing precuts or even better for enclosing a special gift for your favorite someone. The fabric bow on top really makes this box a keeper!

Thursday, April 21, 12:30 - 5:30 pm

OR **Thursday**, June 23, 10 am - 3 pm



Brooke's Bag

\$40 - Nancy

This large tote is straightforward to make, yet attractive and versatile. Nancy will take you through the construction steps and give you lots of pointers and tips.

Wednesdays, May 4 & 11 OR

Thursdays, June 23 & 30

10 am - 12:30 pm

10



Mariners' Compass

\$48 - Claudia

Now you can build a Mariners' Compass block without templates or paper piecing! REALLY! Using the Skinny Robin or Fat Robin ruler makes this formerly daunting project a breeze.

Technique: Mariner's Compass

Friday, May 27 OR July 8, 10 am - 4 pm



Posh Buddy

\$32 - Kathryn

Just look at this cutie-pie and fall in love! Learn to piece curves while you create your own version of your canine best friend.

Technique: Curved piecing

Thursday, April 21 OR **Wednesday**, June 29, 1-5 pm



Running With Scissors

\$40 - Teresa

This clever zippered tool case carries rotary cutters, scissors, and much, much more! Pockets can be customized from vinyl, mesh or quilted fabrics to fit your specific needs.

Technique: Bag construction

Tuesdays, April 26 OR June 21

10 am - 3 pm



Woodland Babies Quilt


\$32 - Teresa

Large fusible pieces and a simple inner border make this quilt a cinch to put together and a lovely gift for the new baby in your life.

Technique: Machine applique

Tuesdays, May 10 OR July 12

10 am - 2 pm



QB Demo Days!

Select dates listed from 10am-4pm

On selected days of our Open House, we feature different product demonstrations.

Watch the demo and enter a daily drawing for a free class! Purchase the demo item, at 20% off (excludes Laura Star Irons and machines), and get two additional entries for the class giveaway.

**Monday
April 4th**

Let Wendell introduce you to IGGI, the compact and super effective steamer. Un-wrinkle clothes, drapes, and so much more!




Joy is our resident Scan n Cut expert and she will show you so many GREAT uses for this amazing machine, including how to fussy cut images!

**Tuesday
April 5th**

**Wednesday
April 6th**

Join Claudia to learn about the wonderful art of English paper piecing. The perfect project to take along on trips or anywhere you'll have a few extra minutes to kill.




You love your embroidery machine and you want to learn how to use it to quilt in the hoop...let Teresa show you the magic of the Edge to Edge system!

**Thursday
April 7th**

**Friday
April 8th**

Make a darling mushroom pincushion while you learn the basics of working with wool from Rebecca. Two birds, one stone!





Free Motion Quilting **NEW**

\$24 – Wendy

Learn how to free motion quilt on your home sewing machine. This class is hands on!

Technique: Free motion quilting

1. April 11 - Pebbles, swirls & leaves
2. May 9 - Rulerwork
3. June 13 - Wavy lines
4. July 18 - Feathers

Mondays, 5-8 pm

OR Saturdays, May 7 or July 16,

10 am - 1 pm (#1 & #2),

2-5 pm (#3 & #4)

(NB. Please bring your own machine for these classes.)

Freedom's Flag **NEW**

\$32 - Kathryn

Kathryn will help you master curves using Sew Kind Of Wonderful's Quick Curve Mini Ruler and this great flag design from their book, Mini Wonderful Curves.



Technique: Curved piecing

Thursdays, 10 am - 2 pm

April 28 OR June 30

Embroidery Adventures

\$24 - Teresa

A different project each month keeps your approach to your embroidery machine fresh and fun!

April - Fabric Caddies

May - Endless Embroidery

June - Hello Pouches

July - Insulated Bread Bowl

Tuesdays, 10 am - 1 pm

April 19, May 3, June 7 OR July 5

Slowpoke the Sloth **NEW**

\$32 - Grace

What a sweetheart! Slowpoke is a soft and cuddly 3-toed sloth. He's 18" long (11" sitting) and loves to snuggle and "hang around".



Grace will lead you through piecing, stuffing, and finishing this darling.

Technique: Stuffed animal construction

Tuesday, May 17 OR July 26, 1 - 5 pm

Kimberbell's Clear Blue Tiles **NEW**

\$32 – Teresa

Quilt your projects in-the-hoop with Kimberbell Clear Blue Tiles. You can choose allover quilting or customize each block with a different design! If you would love to quilt on your embroidery machine, Kimberbell Clear Blue Tiles may be the solution you've been waiting for.



Technique: Quilting in the hoop

Fridays, April 29 OR June 24

10 am - 2 pm

Star T-shirt Quilt

\$40 - Lori



Use favorite T-shirts in a new design...a star for your All-Star! Learn to work successfully with t-shirts and expand your t-shirt quilt horizons.

Technique: T-shirt quilting

Friday, May 20, 2-4 pm & May 27, 2-5 pm OR Friday, July 8, 10 am - noon &

July 15, 10 am - 1 pm

Elevated Abstractions **NEW**

\$48 - Grace

Join Grace to construct this spectacular modern mountain wall hanging using simple foundation piecing. Learn a skill AND make some art for your living space!

Technique: Foundation paper piecing



Wednesdays, April 13 & 27

OR June 22 & 29, 10 am - 1 pm

Bernina Q Series Club

\$24 - Judy

Join Judy to expand your knowledge of the Q Series machines, frames, and Q-Matic Software. What a great way to gather tips and tricks to improve your longarm quilting skills!

Technique: Longarm quilting

Friday, May 20, 10 am - 1

Longarm Quilting **NEW**

\$32 - Wendy

Up your quilting game by learning how to use a longarm quilting machine.

Wendy will show how easy to use and versatile they are. You'll be astonished at how quickly you can complete those quilt tops that have been piling up!

Technique: Longarm quilting

Friday, April 29 OR Monday, June 27,

4-8 pm

"Here comes the sun, and I say,
it's alright."
- the Beatles

Tamarack Jacket

\$48 - Grace

You're probably seeing quilted jackets all over the place (we sure are!), so get in on the craze and join Grace to create your own unique version.

Mondays, May 9 & 16, 10 am-1 pm OR

Wednesdays, June 15 & 22, 2-5 pm



Surprise Quilt

\$48 - Lori



NEW

We'd love to offer you a description of this wonderful quilt designed by local artist and esteemed QB teacher, Lori Hein, but we can't because it appears in the Spring issue of Quilt Sampler Magazine! Take a chance and get in on the fun!

Thursdays, May 5 OR June 16

10 am - 4 pm



What's Happening At The Bee?

Previously Loved Machine Sale

April 1 - 9

Yes, it is time for our
Previously Loved Machine Sale!

They have been serviced and are ready for you to adopt. They start at \$99 all the way up to current top end machines. Several are Trade-Up machines that are barely used. They will all be out in the classroom for you to try before you buy!

Have you heard about the **Quilting Bee Hive**? It's our new Facebook

NEW

Community Group! It's a space where quilters and makers of all kinds can get together and show off their work, talk about projects they've got in progress, discuss techniques they've found useful, get tips on getting the most from their machines...and the inspiration is a bonus! It's a great place to get positive vibes and super support.

Share the love!



NEW



We're doing something buzzworthy! Join us at 9:30 am on Wednesday mornings for our Facebook livestream **What's Buzzing at the Bee**. We'll show you our newest fabric lines, kits, samples, notions we love, trunk shows, and all kinds of good stuff. If it's buzzworthy, you can hear about it here first!

What's Happening At The Bee?



Weekend Duffle and Downtown City Bag by Aunties Two



You may have noticed that we're really into bags lately here at the Bee. It's true, we can't deny it, we've gone a bit crazy. The thing is, they're useful and they're a bit of a break from



Brooke's Bag by Aunties Two

making quilts. They make fantastic gifts, they offer ENDLESS design possibilities (you could add hand or machine embroidery or ribbon or buttons or zipper charms or...), they are just so dang CUTE, and they are DO-ABLE. Almost every person here at the Bee has done at least one and Treasure has done a dozen!

In particular, we're really huge fans of bags by **Aunties Two** and **ByAnnie**. Both companies' patterns offer *clear* directions and *lots* of video support, which we find super helpful. Their designs are pretty and practical, with plenty of pockets and spaces for your important stuff.



Running With Scissors Bag by byannie

By Annie also offers wonderful notions for your bags in all the bright and fun colors we love...mesh for pockets, foldover elastic to keep those mesh pockets under control, and just the right zipper to complete your design palette. Come on in to the store to gander at tons of samples, see all the most helpful notions, and pick out your own fabulous color combinations. We think you're going to love bags as much as we do!



Poppins Bag by Aunties Two



Class Policies:

1. Classes fill quickly! Register early to guarantee your space. Class fee is required to register.
2. The Quilting Bee typically accepts only 6 students per class. If a class fills, we can place you on the waiting list and contact you if an additional session is added or if there is a cancellation.
3. If you are unable to attend class, **please call in advance** and we are happy to transfer you to another class or issue a gift certificate!
4. Phone registrations are taken with credit or debit card payment only.
5. No children, babies, or cell phones are allowed in class. Please respect the learning environment for yourself, the instructor, and other students.
6. Upon registering, you will be given a supply list for each class. Most **class supply lists are also available on our website**. Read it completely and see what, if any, preparations need to be done ahead of time. Kits are available for some classes and fabric in kits may vary. **Bring basic supplies to every class.**
7. **NEW** - Please put your name or other identifying mark on all supplies you bring to class to prevent mix-ups.
8. Please arrive no sooner than 15 minutes prior to class time to set up. Classes start on time. Please have supplies purchased prior to class.
9. If you take 8 QB classes, you will receive one FREE class (up to \$40 value).
10. **STUDENTS RECEIVE A 10% DISCOUNT ON SUPPLIES USED IN CLASS PROJECTS.** This discount is not combined with any other offers or discount, and does not include basic sewing supplies (except for Beginning Quilting classes).

Basic supplies: pins, needles, scissors, rotary cutter, ruler(s),
rotary mat, thread, seam ripper

CALENDAR PAGE

CALENDAR PAGE

CALENDAR PAGE

CALENDAR PAGE

What's Happening At The Bee?



We are extremely excited to announce that our store will be featured in the next issue of Quilt Sampler Magazine as a Top 10 Shop in the country! To celebrate, we will be holding an event starting on April 29th during which the magazine will be available and there will be drawings, food, and more fun stuff! Stay tuned for more!



**2022
Greater
Spokane
Area
Shop Hop**

The Shop Hop is back! Join hundreds of other quilters who go to 19 quilt shops in the area to get goodies and deals!
April 21-23, 2022

**The
SURPRISE
Quilt**



Lori Hein designed a quilt for Quilt Sampler Magazine on behalf of The Bee! We'd show you a picture of this quilt if we could, but we can't quite yet. But you can join in the fun on May 5 OR June 16 and see what all the fuss is about...

Annual Cruizin' Harrington


Classic Car/Quilt Show

Saturday, May 21, 2022


8 am - 3 pm

South 19 Third St., Harrington, WA

The Quilting Bee is co-hosting this inspiring annual event, together with the Harrington Opera House. And with a huge car show going on at the same time, your husband will be delighted to come!
More information to follow...



What's Happening At The Bee?



QB Luau

Friday, June 10th or

Saturday, June 11th

10 am - 5 pm




Did you miss QB Elves this year? Well, this is your chance to get in the spirit!

Come and share the aloha at our QB Luau...finish several projects and have a great time in the process. Lunch and all materials included. (\$125, Limited to 20 participants each day, so sign up early.)

baby lock/brother, Janome, Pfaff or Bernina Clubs

Take the opportunity to join other enthusiasts of *your brand* of sewing machine to make a fun project and compare machine notes...attend our **baby lock/brother, Janome, Pfaff or Bernina Clubs!**

You will be guided through the project by one of our *wonderful* teachers, who are very experienced with the given brand, AND get the occasion to chat with other owners about your experiences with your model. A great chance to learn some tricks and tips!





Fresh Start...Something New!


Hooray, it's spring again! New growth on the trees, new classes, and new fabrics coming in all the time! While we never REALLY know when a fabric line will arrive at the store, here are a few lines we have coming and when they are SCHEDULED to get here...



For Christmas, we present **Cheer and Merriment** by Moda and **Merry Town** by Studio E Fabrics. Cheer and Merriment is a retro-modern line that offers traditional images combined with modern hues. Merry Town is just plain cute, with its loveable Santa and adorable Mrs. Clause.



And for all you Tula Pink enthusiasts...**Tiny Beasts!**



In **June**, we continue to take delivery of seasonal lines, including Northcott's moody and elegant **Candelabra**. We also hope to receive **Soar** by Northcott, a lovely, sophisticated, watercolor-inspired line in smoky blues and greys



OPEN AND ASSISTED SEWING

Have projects that you just haven't had time to do? Or perhaps you're stuck at a step that confuses and frustrates you? Or you just want to sew for yourself or someone else in a space with other quilters? We have classes for that too! Please DO call ahead to register as space is limited.

Class	Day	Dates	Time	Fee
Bee Stitchin' <i>Noreen</i> Assisted sewing for any project.	Wed	4/20, 5/18, 6/15, 7/20	10:00-3:30	\$44
	Thurs	4/28, 7/7		
Saturday Stitches <i>Teresa</i> Assisted sewing for any project.	Sat	4/2, 5/7, 6/4, 7/9	10:00-3:30	\$44
Stitch Club <i>No Instructor</i> Bring your current hand stitching project and enjoy fellowship while you create.	Mon	4/18, 5/16, 6/20, 7/18	5:00-8:00	FREE
Baby Quilt Free Sew <i>Lori</i> Help us complete baby quilts to donate to the Deaconess NICU. Fabrics available. Please call to reserve	Fri	4/1, 5/6, 6/17, 7/1	10:00-3:00	FREE



Skyline S9

Great Built-In Embroidery

- 250 Built-in designs
- 40 Exclusive Anna Maria Horner designs
- 10 Fonts for Monogramming
- 48 Border Designs

JANOME

WIFI

Machine Service

An annual Clean, Oil and Adjust keeps your machine in tip-top shape.

We offer same-day service for our out-of-town customers
if it is scheduled in advance with our Tech Department for an
additional 10% fee.

WE SERVICE ALL BRANDS!

Our technicians are capable of servicing any make or model of
machine, from A-Z and everything in between!

We are authorized repair technicians for
baby lock, Bernina, bernette, brother, Janome, and Pfaff machines.

We do not currently service industrial machines.

If you want to keep your machine until we are ready to service it, try our “virtual queue!” Just call (509) 928-6037, give us your name, machine make/model and contact information. We will contact you when your machine’s turn for service is coming up. Then just drop it off within 7 business days and it will be ready for you in a few days. *Note: if we have to order parts it could take longer.* See you soon, at
The Bee!

MACHINE INSTRUCTION

baby lock, Bernina, bernette, brother, Janome and Pfaff

The Quilting Bee offers instruction classes for machine owners that purchased their machine from our store. These classes help you learn to operate and maintain your serger, sewing, or embroidery machine. They are free of charge and may be taken as often as you feel necessary to get comfortable using your machine.

Looking for fun, fellowship, creative projects, and top-notch instruction? Learn more about your machine by joining one (or all!) of our Clubs.

Please bring your own machine to learn and gain experience with it.

If you would like to take our mastery classes but purchased your machine elsewhere, the standard hourly rate will apply for classes listed in this mailer (\$8/hour). If you schedule a one-on-one for instruction, the private lesson rate of \$40/hour will apply.

REGISTRATION IS REQUIRED.

NOTE - Owner’s classes are all grouped by machine brand and model (ie. A-Line, 8-series, 3-series, etc.) with the exception of embroidery instruction which may be all grouped together within a brand. Please read carefully to ensure you enroll in the proper classes. If you are unsure, we are happy to guide you to the proper class(es).

Required Supplies: Your machine, power cord, foot control, appropriate bobbin, all accessories that came with your machine, manual, scissors, thread, and note-taking supplies.




NOTE: If you do not have a current machine model, please call to inquire about your options. We are happy to accommodate other machines, based on instructor availability, as you may require a one-on-one session.



MACHINE, EMBROIDERY, AND SERGER MASTERY



Class	Day	Dates	Time
Entry Level Machine Mastery <i>baby lock (Jubilant, Zeal, Zest, Brilliant, Lyric, and Soprano)</i> <i>brother (NS80E, PS700, BQ1350, BQ950, NS1750D, PS500)</i>	Thurs	4/21	10:00-1:00
Mid Level Machine Mastery <i>baby lock (Accord, Aventura II, Aria, Crescendo, Aerial and Unity)</i> <i>brother (N2750DDis, NQ3600DDis, BQ2450, BQ3050, BM5200Dis)</i>	Wed	4/27, 6/15	10:00-1:00
	Tues	7/5	
Mid Level Embroidery Mastery	Wed	4/27, 6/15	1:30-4:30
	Tues	7/5	
Upper Level Machine Mastery <i>baby lock (Altair, Destiny II and Solaris)</i> <i>brother (XJ1Dis, Luminaire)</i>	Wed	5/25, 6/22, 7/6	10:00-1:00
Upper Level Embroidery Mastery	Wed	5/25, 6/22, 7/6	1:30-4:30
Upper Level IQ Mastery	Thurs	6/2	10:00-1:00
Serger/Overlock Mastery <i>Includes: Acclaim, Evolution, Imagine, Ovation and Triumph</i>	Thurs	4/21	2:00-5:00
	Tues	6/21	10:00-1:00
Cover and Chain Stitching	Tues	7/12	2:00-5:00
Scan and Cut	Wed	4/13, 6/29	10:00-1:00

Club	Day	Dates	Time	Project
Club Dimensional Bow Tie Serger Quilt	Thurs	4/14	2 - 5 pm	
Club Skipping Stones Table-runner	Thurs	5/12	2 - 5 pm	
Club Luggage Tags	Wed	7/20	2 - 5 pm	

MACHINE, EMBROIDERY, AND SERGER MASTERY

BERNINA

made to create

Class	Day	Dates	Time
3-Series Mastery	Tues	4/19	2:00-5:00
	Tues	5/10, 6/14	10:00-1:00
4/5-Series Machine Mastery: Basic Operation	Mon	4/11, 5/9, 7/11	10:00-1:00
4/5-Series Machine Mastery: Stitch Fun	Mon	4/18, 5/16, 7/18	10:00-1:00
4/5-Series Machine Mastery: Creative Options	Mon	4/25, 5/23, 7/25	10:00-1:00
7-Series Machine Mastery: Basic Operation	Mon	4/11, 5/9, 7/11	2:00-5:00
7-Series Machine Mastery: Stitch Fun	Mon	4/18, 5/16, 7/18	2:00-5:00
7-Series Machine Mastery: Creative Options	Mon	4/25, 5/23, 7/25	2:00-5:00
4/5-Series Machine Mastery Power Session	Thurs	5/5	10:00-4:30
	Mon	6/13	
7-Series Machine Mastery Power Session	Tues	4/19	10:00-4:30
	Wed	7/6	
Machine Embroidery Mastery	Tues/Wed	4/26 & 4/27, 7/26 & 7/27	10:00-1:00
	Tues	5/24	10:00 - 4:30
880 Mastery	Thur/Fri	5/19 & 5/20, 7/28 & 7/29	10:00-4:00
820/830 Mastery	Please call to schedule		
Bernina Serger Mastery	Mon	4/18, 6/20	12-4:30
Bernina 890 Mastery	Mon	5/16, 7/18	12-4:30
Bernette Serger Mastery	Fri	4/22	3-7:30
Bernina Cover and Chain	Fri	6/17	3:00-6:00



Start the new year with freshly sharpened scissors -
Sharp blades make happy sewists!

Scissor Sharpening starts at \$8.95/pair

Club Classes FREE to Bernina Owners!


BERNINA

made to create

Looking for fun, fellowship, creative projects, and top-notch instruction? Want to learn more about your machine? Join one (or all!) of our Clubs. **REGISTRATION IS REQUIRED.**

Required Supplies: A pattern may be required. Check your specific class supply list.

Please bring your own machine so you can continue to learn its features.

Club	Day	Dates	Time	Project
A Stitcher's Garden <i>Designed for Bernina feet/stitches but we welcome all machine brands. This quilt is stunning!</i>	Wed	4/13, 5/11, 6/8, 7/13	2:00-4:00	
	Mon	4/18, 5/16, 6/20, 7/18	5:00-8:00	
	Fri	4/1, 5/6, 6/3, 7/8		
Bernina Serger Club	Fri	4/22, 5/27, 6/17, 7/15	10:00 -2:00	<i>Take on a new serging project every month!</i>
Bernina Machine Accessories Workshop	Tues	4/26, 5/17, 7/26	2:00-4:00	<i>Learn how to take advantage of all the creative accessories Bernina provides!</i>
Bernina Overlocker Accessories Workshop Prerequisite: Overlocker Mastery	Thurs	4/21, 5/5, 7/14	10:00-12:00	<i>Discover the accessories for your Bernina overlocker.</i>

LIKE YOU, THIS MACHINE LOVES TO QUILT!

INTRODUCING THE NEWLY-ENGINEERED B 570 QE



made to create **BERNINA**

Software Mastery and Specialty Classes

BERNINA

made to create

Explore the possibilities embroidery offers as you learn the basics of Bernina Embroidery Software. No fee if your software was purchased at the QB, class registration is required. Required Supplies: Software (loaded on your laptop). The Software 8/9 Workbook is provided on our website under the machines tab, or, if you wish, you may print it for class. Please also bring note-taking supplies. **DesignerPlus requires Classes 1-5.**

Class	
Artlink 8 - Learn how to navigate the embroidery software that comes with the Bernina embroidery module	Scheduled by Appointment
Bernina Toolbox Mastery	Scheduled by Appointment
Software Mastery:	
Software 1 - EditorPlus Features - Software Basics, Lettering Basics, Editing a Design, Monogram	Thurs, 5/12, 2-5 pm
Software 2 - Auto-Digitizing - Redwork, Magic Wand, Auto-Digitizing, PhotoSnap, Convert Artwork to Embroidery	Thurs, 5/26, 2-5 pm
Software 3 - Application Programs Quilter, Cross-Stitch, Portfolio	Thurs, 6/2, 2-5 pm
Software 4 - Manual Digitizing, Echo Quilting, Applique, Multi-Hooping	Thurs, 6/16, 2-5 pm
Software 5 - Trapunto, Punchwork, Stumpwork, Calligraphy, Effects	Thurs, 6/23, 2-5 pm
Designworks	
CutWork - PaintWork - CrystalWork Mastery	Scheduled by Appointment

SOFTWARE SOCIETY

Noreen - \$16 per session

Design a project in your Bernina software and add your own personal touches. Great for the novice software user but also will teach something new to the seasoned user! Tuesdays, 10am-Noon, 4/12, 5/31, 6/14, 7/19

Software Inspirations

Noreen - \$24

Learn new Bernina software techniques with both a virtual lesson and hands-on computer experience. Tuesdays, 2-5 pm, 4/12, 5/31, 6/14, 7/19

Did you know that quilting is a key component of our mental health? A study by the University of Glasgow found that “the use of bright colours was ‘uplifting’, quilting distracted from the stress of work, and quilting offered challenges such as maths and geometry.”

bernette

SWISS DESIGN

OWNERS
CLASSES and
Other Information

JANOME



WHAT'S NEXT

No fee if your machine was purchased from The Quilting Bee.

Class registration is required.

Please bring: Your machine and accessories, thread, scissors, and note-taking materials.

Class	Day	Dates	Time
Mechanical Mastery Janome (2212, Jem Gold, Sewist 725, HD3000) bernette (Sew and Go 1, 05 Academy, 35)	Tues	4/26	10:00-1:00
	Wed	5/11	2:00-5:00
	Mon	7/25	
Entry/Mid Level Mastery Janome (Sewist 740DC, 780 DC, 5300QDC, Skyline S5, Skyline S6) bernette (b38)	Tues	4/26, 5/10	2:00-5:00
Advanced Machine Mastery Janome (Skyline S7, Skyline S9, 9450QCP, Continental M7, MC15000)	Wed	5/4, 7/27	10:00-1:00
	Mon	6/20	10:00-1:00
Embroidery Machine Mastery Janome (Skyline S9, 500E, 550E, MC15000)	Wed	5/4, 7/27	2:00-5:00
	Mon	6/20	2:00-5:00
All Other Models Janome (HD-9, 6700P) Bernette (70 Series)	Call to Schedule		

Club	Day	Dates	Time	Project
Janome Club Awesome Waist Pack	Tues	5/3	2:00-5:00	
Janome Club Kimono-style Belted Wrap	Tues	7/19	2:00-5:00	

OWNERS CLASSES and Other Information





No fee if your machine was purchased from The Quilting Bee.

Class registration is required.

Please bring: Your machine and accessories, thread, scissors, and note-taking materials.

Class	Day	Dates	Time
Entry Level Pfaff Mastery (Select 4.2, Passport 2.0, Passport 3.0)	Wed	4/13	2:00-5:00
	Mon	6/13	10:00-1:00
Mid Level Pfaff Mastery (Ambition 1.0, Ambition 620, Quilt Ambition 630)	Wed	4/20	2:00-5:00
	Fri	6/24	
Advanced Level Pfaff Mastery (Expression 710, Quilt Expression 720, Creative 4.5)	Tues	5/3	10:00-1:00
	Mon	6/13	2:00-5:00
Icon (Performance Icon, Creative Icon)	Tues	4/12, 6/21	10:00-1:00
Pfaff Embroidery Mastery (Creative 4.5, Creative Icon)	Tues	4/12, 6/21	2:00-5:00

Club	Day	Dates	Time	Project
Pfaff Club- Cookie Mat	Wed	4/27	2:00-5:00	
Pfaff Club- Floating Stitch Zippy Bag	Wed	5/18	2:00-5:00	



BLOCK OF THE MONTH Programs

If you haven't tried a Block of the Month...why not?

We have quilts for every fabric, technique, and skill level. Find your favorites and simply start when you are ready. Each month, a new block becomes available...doling out the work in manageable chunks and giving you a beautiful creation at the end.



NEW

Color Splash

by Wilmington

Finished size 87" x 99"

Featuring rich batiks in a full spectrum of colors, and black added for contrast, **Color Splash** was specially designed with fairly simple piecing to showcase various appliquéd motifs – paisleys, leaf-shapes, stems, and “drop-lets” of color.

8-month BOM

NEW

Prismatic

by Wilmington

Finished size 91" x 91"

Prismatic is designed with a rainbow of batiks enhanced by black for “glowing” contrast.

The Prismatic features both square & rectangular blocks. The pattern will include templates for the rectangular triangular units.

10-month BOM




BLOCK OF THE MONTH Programs

These continuing block of the month programs can be joined at any time!

NEW

Love bags? Join us for our Bag-OM! A different bag announced each month, choose the ones you like, no committment!



NEW

Sunshine Garden

In The Beginning

Finished size 66" x 84"

Absolutely breathtaking! Applique colorfully tumbling bouquets framed by abstract lattices and bordered by a rainbow of bright blooms.

12-month BOM

NEW

Frosty Goes to Town

Maywood Studio

Finished size 60" x 70"

Who doesn't want to stop at the local coffee shop for a hot latte on a cold winter day? You will love putting together this easy appliqué winter town filled with Frosty going to his favorite shops on Main Street.

7-month BOM



ALPHABETICAL INDEX

baby lock & Brother Clubs.....26	Curved Log Cabin.....7
baby lock Mastery.....26	Demo Days.....11
Baby Quilt Free Sew.....24	Denny Tote.....7
Basting Your Quilt.....3	Developing Walking Foot Skills.....4
Bee Stitchin'.....24	Edge to Edge Quilting.....10
Beginning English Paper Piecing.....7	Elevated Abstractions.....13
Beginning Machine Blanket Stitch..3	Embroidery Adventures.....12
Beginning Machine Embroidery...4	Feathers Club.....7
Beginning Quilting.....3	Folded Star Hotpad.....8
Beginning T-Shirt Quilt.....7	Free Motion Quilting.....12
Bernette Machine Mastery.....30	Freedom's Flag.....12
Bernette Serger Mastery.....27	Frosty Goes to Town BOM.....33
Bernina Club Stitcher's Garden.....28	Getting to Know Your Q-Series.....4
Bernina Embroidery Mastery.....27	Gift of the Month.....8
Bernina Machine Mastery.....27	Hand Quilting for Beginners.....5
Bernina Accessories.....28	Harrington Quilt Show.....21
Bernina Quilting Rulers.....4	Intro to Hand Applique.....5
Bernina Serger Mastery.....27	Janome Club30
Bernina Serger Club.....28	Janome Machine Mastery.....30
Bernina Software Mastery.....29	Jelly Roll Lone Star.....10
Bernina Q Series Club.....13	Kids' Sewing Camp.....5
Binding Techniques.....4	Kimberbell Clear Blue Tiles.....12
Bonding with your BSR.....4	Kimberbell Events6
Boxing It Up.....10	Kim Diehl's Simple Whatnots.....8
Brother Mastery.....26	Lidded Pincushion.....8
Brooke's Bag.....10	Longarm Quilting.....13
City Bags.....9	Machine Accessories Workshop..28
Color Splash BOM.....32	Machine Embroidery Workshop...8
Cork Strip Bowls.....7	Mariner's Compass.....10
Covered Rectangular Crates.....9	Mondo Bag.....8
Crazy Quilt Wall Hanging.....9	Next Steps.....9

ALPHABETICAL INDEX

Pfaff Club.....	31	Software Inspirations.....	29
Pfaff Machine Mastery.....	31	Software Society.....	29
Pincushion Threadcatcher.....	8	Stand Up Pouch.....	8
Posh Buddy.....	10	Star T-Shirt Quilt.....	12
Previously Loved Machine Sale....	14	Stitch Club.....	24
Prismatic BOM.....	32	Sunshine Garden BOM.....	33
QB Luau.....	22	SURPRISE QUILT.....	13
Running With Scissors.....	10	Tamarack Jacket.....	13
Saturday Stitchers.....	24	The Quilting Bee Hive.....	14
Scan & Cut Mastery.....	26	Westalee Quilting Rulers.....	5
Shop Hop.....	21	What's Buzzin' At The Bee.....	14
Simple Whatnots.....	8	Woodland Babies Quilt.....	10
Slowpoke the Sloth.....	12	Wool Embroidery Stitches.....	5

Follow us so you can hear about our events, products, and updates!



Join our Email List!



Visit quiltingbeespokane.com to sign up!



Follow us on Facebook!

Just search for Quiltingbeespokane



Follow us on Instagram!

We are @Quiltingbeespokane



Subscribe to our Youtube Channel!
Search for The Quilting Bee Spokane



Follow us on Pinterest!
We are @Quiltingbeespokane



The Quilting Bee, Inc.
16002 East Broadway
Spokane Valley, WA 99037
509-928-6037
www.quiltingbeespokane.com

STORE HOURS

Monday and Friday: 10-8pm
Tuesday - Thursday: 10-6pm
Saturday: 10-5pm

OPEN HOUSE & DEMO DAYS -

April 1st - 9th

Save 20% off regularly-priced Fabric and
Class Supplies

Mark Your Calendar!!!

April 1-9 - Previously Loved Machine Sale
April 17 - Easter
April 29 - Quilt Sampler Launch Day
May 8 - Mothers' Day
May 21 - Harrington Car/Quilt Show
Jun 10 or 11 - QB Luau
June 19 - Fathers' day
July 22-23 - Kimberbell Commotion

STORE CLOSED

May 30 - Memorial Day
July 4 - Independence Day

Print monthly calendars and
supply lists at:

www.quiltingbeespokane.com