

The Quilting Bee



Fall 2022
Class & Event Schedule

August-September-October-November



From our travels in the Quilting Bee Van, we have encountered all types of sewing rooms. But everyone finds a way to establish their sewing space. Overall, we prefer cozy. Quilts are cozy and quilting should be cozy too! Cozy

means there are some completed quilts stacked over here, a nice splash of fabric stash over there, and evidence of at least a couple projects “in process”. Of course, there will be the main machine, at least one backup machine, an ironing station and a few other devices of which only sewists know how to use. Cozy means your eyes are always landing on something of interest, something that might inspire a guest or cause them to ask about the story behind it. That is also our goal for you at The Quilting Bee. We hope you find us cozy. A lot to look at and be inspired by, but always a navigable path to the coffee machine!

Scot and Treasure



NOTE that classes fill up quickly! Sign up promptly to be sure you get a spot! If you don't get in this time, we'll get you onto a wait list and get you into the next available spot.

PS: If you can't make a class, *please* let us know **ASAP, so we can get the next wait-listed student in.**

If you are unable to make a class and do not cancel before the day of class, we are no longer able to give refunds.

CLASS DESCRIPTIONS

Our goal is to offer all types of classes for all levels of sewist. We offer technique and project classes, machine and software masteries, clubs, and also host special events.

If you are ever unsure if a class will be right for you, we are more than happy to direct you or even put you in touch with the instructor so you can be sure the class will meet your needs.

QUILTING BEE CLASS LISTINGS

Class fees cover your instruction time only.

Additional supplies and a book/pattern will be required.

Specific supply lists are available in the store and online and will be provided at the time of class registration.

To help you plan,
evening and weekend classes are listed in **purple!**

BASICS AND TECHNIQUE CLASSES

Suitable for all skill levels

These classes are designed to teach you a specific technique from start to finish. You do not need any experience for these classes! All are hands-on lessons to give you experience and a comfort level with the technique being presented. **ALL BASIC CLASSES ARE SUITABLE FOR BEGINNERS!**

BEGINNING QUILTING

\$120 - Kathy/ Denise/Rebecca/Kathryn B.

Quilt Basics is **NEW and UPDATED**, now Beginning Quilting! Now you will learn all you need to know to **FINISH** a table-runner in class...fabric selection, rotary cutting, useful tools, sewing a 1/4" seam AND basting, quilting and binding. There will still be homework!

(PS. Please bring your own machine for this class.)

Mondays, 5 - 8 pm

Sept 12, 19, 26, Oct 3 & 10

Tuesdays, 2 - 5 pm

Oct 25, Nov 1, 8, 15, & 22

Saturdays, 10-1 pm

Oct 1, 8, 15, 22, & 29 OR

Thursdays, 1-4 pm

Aug 18, Sept 1, 8, 15, & 29



BASTING YOUR QUILT

\$16 - Nancy

So you've finished your quilt top and don't know what to do next. Let Nancy show you how to baste your top prior to quilting. This class is free to our graduating **Next Step** students.

Tuesdays, 10 am - noon

Sept 6 OR Nov 22

BEGINNING MACHINE BLANKET STITCH

\$24 - Teresa

Learn to manage corners, curves, starting, and ending the blanket stitch on your sewing machine.

Great for machine applique!

Technique: Machine Blanket stitch

Fridays, 3-6 pm, Sept 30 OR Nov 18



**We love new
quilters!**



"Summer afternoon—summer afternoon; to me those have always been the two most beautiful words in the English language." —Henry James

BASICS AND TECHNIQUE CLASSES

BEGINNING MACHINE

EMBROIDERY

\$32 - Teresa



Learn the basics of machine embroidery while making a darling wallhanging from your choice of our many patterns. Hooping, thread, and stabilizers will be discussed.

Technique: Machine embroidery

Monday, 4-8 pm, Oct 31

BERNINA QUILTING RULERS

\$16 - Nancy

Join the craze and learn how to make the most of your Bernina quilting rulers...you'll feel like a pro in no time!



Technique: Bernina Quilting rulers

Tuesday, 10 am - noon, Sept 20 OR

Wednesday, 10 am - noon, Nov 23

BINDING TECHNIQUES

\$24 - Teresa



Your quilt is done and now it needs a binding. Learn to calculate how much fabric you need, how to cut

straight, bias, faux and spiral bindings, and how to attach the binding to your quilt. This class is free to our graduating **Next Step** students.

Technique: Binding your quilt

Tuesday, 2-5 pm, Sept 6 OR

Thursday, 3-6 pm, Sept 8 OR

Friday, 3-6 pm, Oct 21

BONDING WITH YOUR BSR/

ASR

\$16 - Nancy

You can check 'learning to machine quilt' off your to-do list by mastering the skill of machine quilting with your Stitch Regulator. Practice really does make perfect!

Technique: Quilting with your BSR/ASR

Thursday, 10 am - noon, Sept 29

Tuesday, 10 am - noon, Oct 25

DEVELOPING YOUR WALKING FOOT SKILLS

\$24 - Teresa

Let Teresa show you all the skills and tips necessary to succeed at machine quilting with your walking foot. This class is free to our graduating **Next Step** students.

Technique: Quilting with your walking foot

Tuesdays, 2-5 pm, Aug 2, Sept 20, Oct 4 OR Nov 8

GETTING TO KNOW YOUR Q-SERIES

\$24 - Judy H

If you're lucky enough to have a Bernina Q-Series machine and you want to learn all about it...this is THE class for you!

Judy will cover the basics from threading to maintenance, and you'll get free-motion quilting tips and an overview of Q-Series accessories as well.

Fridays, 10 am - 1:00 pm

Aug 19 OR Oct 28

Not being lazy about the process pays off. Careful cutting, pressing and ¼" seams mean less work in the long run.

BASICS AND TECHNIQUE CLASSES

HAND QUILTING FOR BEGINNERS

\$16 - Kathryn



Fascinated with that truly hand constructed look? Learn basic hand quilting techniques and find out which tools will make this skill a breeze!


Technique: Hand quilting

Thursdays, 2-4 pm, Sept 1 OR Nov 3

INTRODUCTION TO HAND APPLIQUE

\$16 - Rebecca

Whether you're new to hand applique or just want to improve your needle-turn skills, this class is for you. We'll cover needles, thread, useful tools, different types of templates, and -oh yeah- how to perfect your curves and points



Technique: Needleturn hand applique

Wednesday, 10 am - noon, Sept 14

Friday, 10 am - noon, Nov 11

WESTALEE QUILTING RULERS

\$16 - Nancy

Want to have almost instant success in your machine quilting? Learn how your quilting rulers will get you on the path to feeling like a pro!



Technique: Westalee Quilting rulers

Wednesday, 10 am - noon, Aug 31

Tuesday, 10 am - noon, Nov 29

WOOL EMBROIDERY

STITCHES

\$24 - Rebecca

If you've wanted to work with wool and would like to learn some embroidery stitches that can really make your projects shine, join us! We'll discuss different wool fabrics, threads, needles, glues and stabilizers.



Technique: Hand embroidery stitching

Friday, 10 am - 1 pm, Sept 16 OR

Thursday, 10 am - 1 pm, Nov 3

Kids' Sewing Camp

\$80/ includes 24" pillow form

Expand your young crafters' talents to include the art of sewing! This 4-class series will guide them through accurate stitching and piecing, safe rotary cutting, and project assembly. Students will complete a pillowcase and a 24" pillow cover in class using fabrics they choose.

10 years and older only please

Monday - Thursday

10 am - noon

August 29, 30, 31 & Sept 1

OR

Saturdays, 10 am - noon

October 8, 15, 22, & 29

PLEASE NOTE: We find that children focus and learn best without additional adults in the classroom. Please entrust your children to our instructor during their class time.

Thank you!

QB Demo Days!

Select dates listed from 10am-4pm

On selected days of our Open House, we feature different product demonstrations. Watch the demo and enter a daily drawing for a free class! Purchase the demo item, at 20% off (excludes machines), and get two additional entries for the class giveaway.



Join Susan as she talks about how to prepare a quilt for the quilter, types of batting, and how much overage to have. The difference between custom and edge-to-edge quilting, and how quilts can be accentuated with each will be discussed.

**Wednesday
August 3rd**

**Monday
August 8th**

Come learn about all of the different types of threads and their uses with Claudia. From quilting, to hand embroidery, to piecing, to machine embroidery, there is a thread for that! Listen as Claudia describes the different thread weights, fibers, and strengths.



Join Nancy as she demonstrates quilting rulers! Rulers can take your quilting from squiggly to professional. From Bernina to Westalee, she will answer questions about them all.

**Tuesday
August 9th**

**Friday
August 12th**

Pfaff Educator and Author Katrina Walker will show how the PFAFF Creative Icon 2 makes sewing perfection easy! Brightly lit stitching guides, gorgeous exclusive stitches, and voice commands are just a few of the innovative features of this amazing sewing and embroidery machine.



Joy is our resident Scan n Cut expert and she will show you so many GREAT uses for this amazing machine, including how to fussy cut images!

**Saturday
August
13th**

PROJECT CLASSES

These classes are designed to take you down the path to completing a fun project - be it a quilt, table-topper, garment or other fabric craft - while also increasing your sewing knowledge and skills.

Classes are listed alphabetically by level. Don't forget to check our website for a full-sized, printable monthly layout!

BEGINNER CLASSES - ✂ scissor

Beginning T-shirt Quilt

\$32 – Lori

Make that collection of t-shirts into a great graduation gift, memory quilt, or heading-away-from-home gift. The memories will make it precious!

Technique: Quilting with t-shirts

Fridays, 2-4 pm, Sept 9 & 16 OR Oct 14 & 21



Cutting Corners Quilt

\$24 – Lori

Use graduated colors and strip piecing to achieve an ombre effect in this modern quilt. Lori makes it easy to look like an expert!

Technique: Strip piecing

Tuesday, 10 am – 1 pm

Aug 30 OR Oct 25

NEW



Cuddle Bear

\$24 – Grace

This snuggly forest friend sews up quickly and is a great first project if you're new to stuffed animals or cuddle. Make it simple or more complex, it's up to you!



Wednesday, 2-5 pm, Aug 24

Monday, 2-5 pm, Oct 31

Tuesday, 2-5 pm, Nov 29

NEW

Folded Star Hot Pad

\$24 – Teresa

You always need another hot pad, right? You can make these stars traditional or jazzy, and they make great gifts too!

Thursday, 10 am – 1 pm, Oct 20

Thursday, 2:30-5:30 pm, Nov 10

Gift of the Month

\$16 – Noreen

Make someone - maybe you? - a new gift every month!

Wednesdays, 10 am – noon

Aug 10 – Watermelon


Placemat

Sept 7 – Reading Pillow

Oct 12 – Pumpkin Pillow Sleeve

Nov 9 – Welcome Home

Banner



Curved Log Cabin

\$32- Kathy W.

If you're on the lookout for a quilt that looks harder than it is, try this one out. Graduated straight piecing gives the look of curves without the bother, and offers lots of OOOOOHHHH factor!



Wednesdays, 10 am – noon, Sept 7 & 14

OR Wednesdays, 2-4 pm, Nov 2 & 9



Visit us online at: www.quiltingbeespokane.com

Hey Pumpkin

\$48 - Nancy

NEW



This table runner or wall hanging would be great in fall fabric, Halloween, or even black & white for that farmhouse look.

Charm pack friendly!

Technique: Machine piecing

Tuesdays, 10 am - 1 pm, Aug 16 & 23
OR Oct 4 & 11

Keeping It Cool

\$48 - Lori

This is the "Mystery Quilt" from the Quilt Sampler Magazine designed

exclusively for us by our own local designer, Lori

Hein. Simple piecing, pretty ombre effect, how can you lose?

Technique: Ombre piecing

Tuesday, 10 am - 4 pm, Sept 20 OR
Friday, 10 am - 4 pm, Oct 28



Lidded Pincushion

\$24 - Teresa



This adorable little pincushion is wonderful for traveling... just put the lid on it! It can hold a small pair of embroidery scissors too.

Technique: Box construction

Tuesday, 10 am - 1 pm
Sept 20 OR Nov 8

Proquiltinating: working on quilts when you should be doing the dishes or picking up the kids from school.

Machine Embroidery

Workshop

\$56 - Teresa

Stitch an embroidery design of your choice. while learning about how stabilizers and batting affect your finished project. Bring a new or in-process project.

Wednesday, 10 am - 5 pm
Sept 21 OR Nov 16



Bubble Quilt

\$24 - Lori

NEW



A fresh new version of the warm, puffy biscuit quilt! Goes together super quickly with precuts or choose your own prints for a modern take on a classic quilt.

Technique: 3D piecing

Friday, 10 am - 1 pm, Sept 30
Wednesday, 2-5 pm, Nov 16

Pincushion Threadcatcher

\$24 - Kathy W.

This handy pincushion/threadcatcher is finished in one class. You'll want to make one for every place you sew!

Wednesdays, 10 am - 1 pm
Aug 24 OR Oct 26



Paper Pieced Forest or Farm Friend

\$32 - Kathy W.

NEW

Learn to paper piece while constructing a simple - but adorable! - creature from forest or farm.

Mondays, 5-7 pm, Aug 15 & 22
Wednesdays, 2-4 pm, Oct 5 & 12



Next Steps:

\$48 - Denise, Kathy, Rebecca

The classes listed below are designed for the beginning quilter with some sewing experience who wants to pursue a simple (but gorgeous!) project for the next step in their quilting journey. Upon completion of these projects, coupons for **Basting Your Quilt**, **Developing Your Walking Foot Skills**, and **Binding Techniques** will be awarded.

Garden Gems - Kathy W.

A modern stunner!

Wednesdays, 2-5 pm, **Oct 26 & Nov 2 OR**

Mondays, 5-8 pm, **Nov 14 & 21**

Scrap Happy Spools -

Denise

A showcase for crazy piecing.

Tuesdays, 2 - 5 pm, **Sept 6 & 13 OR Tuesdays**, 2-5 pm, **Oct 4 & 11**

Disappearing 9-patch - Rebecca

An EASY classic block with many design possibilities.

Thursdays, 1:30 - 4:30 pm, **Oct 6 & 13 OR Thursdays**, 2-5 pm, **Oct 27 & Nov 3**

(Please bring your own machine for these classes.)



NEW

Feathers Club

\$24 - Kellie Marie

Let's go vintage! The best way to keep your featherweight in working order is to use it. Enjoy the comradere of other featherweight lovers. Explore what your machine can do. Learn basic maintenance, tips, and how to use some of the accessories. Projects will be originals or from vintage focused designers like Lori Holt

Mondays 1-4 pm OR

5-8 pm

Aug 15 - Basic Maintenance and Featherweight Pincushion

Sept 19 - TV Pillow or Quilt Part 1

Oct 17 - TV Quilt Part 2

Nov 21 - Christmas Surprise Project



You know that feeling when you've completed all your projects and your sewing room is all tidy? Yeah, me neither.



BATS!

\$32 - Kathryn

Master curves using Sew Kind Of Wonderful's Quick Curve Mini Ruler and this great bat design from their book, **Mini Wonderful Curves**.

Technique: Curved piecing

Thursday, 1-5 pm, Sept 8 OR Oct 6

NEW



Crazy Quilt Wall Hanging

\$48 - Rebecca



Create the your own wall art! Study block construction, fabric placement, stitching, ribbon embroidery, and embellishment: everything you need to know to take this art from daunting to do-able!

Technique: Crazy quilting

Thursdays, , 10 am - noon

Sept 29, Oct 6 & 13

Brooke's Bag

\$48 - Nancy

This large tote is straightforward to

make, attractive and versatile.

Nancy will take you through the construction steps and give you lots of pointers and tips.

Thursdays, 10 am - 1 pm

Aug 18 & Sept 1 OR Oct 6 & 13



City Bag(s)

\$48 - Nancy

If you've been looking for a bag that is manageable, this is it!

The City Bags (Uptown, Midtown, or Downtown) are the same bag in

different sizes, and can be completed by anyone, even

Treasure ...she's done a dozen of them!

Wednesdays, 10 am - 1 pm

Aug 17 & 24 OR Oct 19 & 26 OR

Thursdays, 10 am - 1 pm

Sept 8 & 15 OR Nov 3 & 10



Charming Circles Rag Quilt

\$32 - Teresa

NEW



Create fun and simple "shabby chic" projects with this technique. Ruler is sized for any 5" squares of fabric, and charm packs work

beautifully.

Friday, 3-7 pm, Sept 9 OR

Wednesday, 10 am - 2 pm, Nov 9

Covered Rectangular Crates

\$40 - Teresa

Another gem by Auntie's Two...these boxes (in three sizes) would make a stylish and functional addition to any room. Just match your fabric selections with your decor! Lids keep your things contained and clean.

Technique: Box construction

Wednesday, 11 am - 4 pm,

Sept 7 OR Friday, 2-7 pm,

Nov 11



Edge to Edge Quilting

\$64 - Teresa

Quilt your own quilts - from edge to edge! This easy-connect technique, combined with specially designed embroidery files, makes it possible for you to create edge-to-edge designs using your home embroidery machine.

Technique: Quilting in the hoop

Wednesdays, 12 - 4 pm, Oct 5 & 19

"Autumn is the season to find contentment at home by paying attention to what we already have."

-Unknown

Embroidery Adventures

\$24 - Teresa

A different project each month keeps your approach to your embroidery machine fresh and fun!

Tuesdays, 10 am - 1 pm

Aug 2 - Fabric Caddies

Sept 6 - Couched Pillow

Oct 4 - Caffe Latte Coaster

Nov 1 - Embroidered Placemat



Free Motion

Quilting

\$24 - Wendy

Learn how to free motion quilt on your home sewing machine. This class is hands on!

Technique: Free motion quilting

Mondays, 5-8 pm

OR Saturdays, Sept 17 or Nov 19,

10 am - 1 pm (#1 & #2),

1. Aug 22 - Pebbles, swirls & leaves

2. Sept 12 - Rulerwork

OR

Mondays, 2-5 pm (#3 & #4)

3. Oct 17 - Wavy lines

4. Nov 21 - Feathers

(Please bring your own machine for these classes.)

Gnome Bucket Buddies

\$32 - Grace

NEW

You'll love these darling appliqued buckets! The Halloween gnome would make a great goodie basket and the Santa gnome would be awesome gift packaging for Christmas.



Wednesday, 1-5 pm, Sept 14

OR

Wednesday, 10 am - 2 pm, Nov 23

Holiday Snow Globe

\$24 - Teresa

NEW



This cheerful holiday piece is made with simple paper piecing. Blocks can be set vertically as a wall hanging or horizontally as a table topper.

Technique: Paper piecing

Thursday, 10 am - 1 pm, Sept 8 OR

Friday, 10 am - 1 pm, Nov 11

Isla Duffle

\$48 - Wendy

NEW



Construct this simple, colorful, serviceable duffel using your favorite fabrics and hardware accessories.

Technique: Bag construction

Saturday, 12-4 pm

Sept 10 OR Nov 12

Jelly Roll Lone Star

\$48 - Kathy W.

Make a beautiful lap-sized Lone Star quilt using just one jelly roll and a background fabric.

Technique: Strip piecing



Wednesdays, 10 am - 1 pm

Sept 21 & 28 OR

Tuesdays, 10 am - 1 pm,

Nov 22 & 29

Mariners' Compass

\$48 - Claudia

Now you can build a Mariners' Compass block without templates or paper piecing! REALLY! Using the Skinny Robin or Fat Robin ruler makes this formerly intimidating project a breeze.

Technique: Mariner's Compass

Friday, 10 am - 4 pm, Sept 9 OR

Wednesday, Oct 12 OR Nov 30





Kimberbell's Clear Blue Tiles

\$32 – Teresa



Quilt your projects in-the-hoop with Kimberbell Clear Blue Tiles.

You can choose allover quilting or customize

each block with a different design! If you would love to quilt on your embroidery machine, Kimberbell Clear Blue Tiles may be the solution you've been waiting for.

Technique: Quilting in the hoop

Thursday, 10 am - 2 pm, Sept 29 OR

Thursday, 2-6 pm, Oct 20

Mimosa Tee

\$32 - Grace



Learn serging and coverstitch techniques as you construct this versatile t-shirt. Perfect for those just learning serging/coverstitch!

Machines provided in class.

Wednesday, 1-5 pm, Aug 17 OR

Tuesday, 2-6 pm, Nov 22

Paper Piecing Party

\$24 – Grace

The monthly opportunity to practice your paper piecing skills you've been waiting for! Whether you choose one of our projects or bring your own, Grace will be there to support your efforts.

Tuesdays, 10 am - 1 pm

Aug 23, Sept 6, Oct 4, OR Nov 1



Posh Santa

\$32 - Kathryn

Just look at this jaunty Santa and catch the Christmas spirit! Learn to piece curves while you create your own Christmas home decor.

Technique: Curved piecing

Friday, Sept 16 & Nov 11, 1 pm-5 pm



Take a Stand Tote

\$40 - Teresa



This is the perfect companion to Running With Scissors! Comes in two sizes and features a carrying strap, two

zippered outside pockets and two inner mesh pockets

Technique: Bag construction

Wednesdays, Sept 28 OR Nov 30,

10 am - 3 pm

Woodland Babies Quilt

\$32 - Teresa

Large fusible pieces and a simple inner border make this quilt a cinch to put together and a lovely gift for the new baby in your life.

Technique: Machine applique

Friday, 10-2 pm, Sept 30 OR

Thursday, 10-2 pm, Nov 10



"It's the first day of autumn! A time of hot chocolatey mornings, and toasty marshmallow evenings, and, best of all, leaping into leaves!"

-Winnie the Pooh

Charlie's Aunt Bag

\$48 – Nancy



Make this neat messenger bag in 1940's utilitarian style with practical pockets and charming button accents.

Technique: Bag construction

Wednesdays, 10 am - 1 pm, Oct 5 & 12
OR Nov 9 & 16

Elevated Abstractions

\$48 - Grace

Join Grace to construct this spectacular modern mountain wall



hanging using simple foundation piecing. Learn a skill AND make some art for your living space!

Technique: Foundation paper piecing

Wednesdays, 2-5 pm, Aug 31 & Sept 7
OR Oct 19 & 26

Bernina Q Series Club

\$24 – Judy

Join Judy to expand your knowledge of the Q Series machines, frames, and Q-Matic Software. What a great way to gather tips and tricks to improve your longarm quilting skills.

Technique: Longarm quilting

Fridays, Sept 16 OR Oct 14,
10 am - 1 pm

Longarm Quilting

\$24 – Wendy

Up your quilting game by learning how to use a longarm quilting machine. Wendy will show how easy to use and versatile they are. You'll be astonished at how quickly you can complete those quilt tops that have been piling up.

Technique: Longarm quilting

Fridays, Sept 16 OR Nov 18, 5-8 pm

Sophia Swing Coat

\$48 - Grace



This lovely mid-weight jacket is the perfect fall cover-up (especially in a yummy canvas!) and its simple raglan sleeved styling makes it a breeze

to sew.

Technique: Garment construction

Tuesdays, 2-5 pm, Sept 20 & 27 OR
Mondays, 2-5 pm, Nov 7 & 21

Tamarack Jacket

\$48 – Grace

You're probably seeing quilted jackets all over the place (we sure are!) Get in on the craze and join Grace to create your own unique version.



Wednesdays, Sept 21 & 28, 2-5 pm
Mondays, 10 am - 1 pm, Nov 7 & 14

WANTED

The Location of Stoopid Chicken

Stoopid Chicken has gotten himself lost in the store! What we need is pictures of where the chicken is! Take a picture or selfie of Stoopid Chicken if you find him, and post it on Facebook or Instagram and tag us in it! Then show it to a Sheriff at the counter!



REWARD

1 FREE COTTON FAT QUARTER!

LIMIT 1 PER WEEK PER PERSON

@QUILTINGBEESPOKANE

What's Happening At The Bee?



Previously Loved Machine Sale August 1 - 13



Yes, it is time for our

Previously Loved Machine Sale! They have been serviced and are ready for you to adopt. They start at \$99 all the way up to current top end machines. Several are Trade-Up machines that are barely used. They will all be out in the classroom for you to try before you buy!

Have you heard about the *Quilting Bee Hive*? It's our new Facebook Community Group! It's a space where quilters and makers of all kinds can get together and show off their work, talk about projects they've got in progress, discuss techniques they've found useful, get tips on getting the most from their machines...and the inspiration is a bonus! It's a great place to get positive vibes and super support.

Share the love!



We're doing something buzzworthy! Join us at 9:30 am on Wednesday mornings for our Facebook livestream *What's Buzzing at the Bee*. We'll show you our newest fabric lines, kits, samples, notions we love, trunk shows, and all kinds of good stuff. If it's buzzworthy, you can hear about it here first!

What's Happening At The Bee?

August 26 & 27

Join us for our
BIGGEST SALE OF THE YEAR,
our **SIDEWALK SALE!!!**

Hundreds of bolts of previously marked-down fabric will be reduced even more! There will be something for everyone and it's a great opportunity to buy backs for those pesky UFOs you've got hanging around.



**Washington
State Quilters**
Spokane Chapter



ANNUAL QUILT SHOW **OCTOBER 14 - 16**

Each year, WSQ's annual three-day quilt show highlights the work of several hundred local and regional quilters. There will be over 500 quilts, including traditional, modern and art styles. The Merchant Mall features over 50 vendors (local and national).

Come by our booth while you are there! We will be offering great machine specials! Don't forget to drop by the store as well!

Have a non-sewing spouse that you don't want to leave in a hot car while you shop?

Never fear, The Bunkhouse is here!



Class Policies

1. Classes fill quickly! Register early to guarantee your space. Class fee is required to register.
2. The Quilting Bee typically accepts only 6 students per class. If a class fills, we can place you on the waiting list and contact you if an additional session is added or if there is a cancellation.
3. If you are unable to attend class, **please call in advance** and we are happy to transfer you to another class or issue a gift certificate! **Please Note:** We can no longer issue gift certificates if a cancellation is made the day of class.
4. Phone registrations are taken with credit or debit card payment only.
5. No children, babies, or cell phones are allowed in class. Please respect the learning environment for yourself, the instructor, and other students.
6. Upon registering, you will be given a supply list for each class. Most **class supply lists are also available on our website**. Read it completely and see what, if any, preparations need to be done ahead of time. Kits are available for some classes and fabric in kits may vary. **Bring basic supplies to every class.**
7. Please put your name or other identifying mark on all supplies you bring to class to prevent mix-ups.
8. **Please arrive no sooner than 15 minutes prior to class time to set up. Classes start on time. Please have supplies purchased prior to class.**
9. If you take 8 QB classes, you will receive one FREE class (up to \$40 value).
10. **STUDENTS RECEIVE A 10% DISCOUNT ON SUPPLIES USED IN CLASS PROJECTS.** This discount is not combined with any other offers or discount, and does not include basic sewing supplies (except for **Beginning Quilting** classes).

**Basic supplies: pins, needles, scissors, rotary cutter, ruler(s),
rotary mat, thread, seam ripper**

CALENDAR PAGE

CALENDAR PAGE

CALENDAR PAGE

CALENDAR PAGE

What's Happening At The Bee?



Visit us on Saturday,
September 17 for
PET ADOPTION DAY!

The Quilting Bee will be hosting the Spokane Humane Society and their adorable friends for a day of love matches and forever-home finding.

Be prepared to lose your heart!
We will be providing a custom bandana for your new pup friend when you adopt them!

*Check out our
new signposts!*



baby lock/brother, Janome, Pfaff or Bernina Clubs

Take the opportunity to join other enthusiasts of *your brand* of sewing machine to make a fun project and compare machine notes...attend our **baby lock/brother, Janome, Pfaff or Bernina Clubs!**

You will be guided through the project by one of our *wonderful* teachers, who are very experienced with the given brand, AND get the occasion to chat with other owners about your experiences with your model. A great chance to learn some tricks and tips!

What's Happening At The Bee?



Friday & Saturday
September 23 & 24
10am - 4pm
\$199

Lunch & snacks
included both days

- Exclusive Stitching in the Kitchen embroidery collection only available to attendees of this event.
- Two days of hands-on projects with exciting OESD designs.
- Step-by-step handouts for all projects in full color.
- CD with all class project handouts and designs.
- Complete kits for all 6 projects.
- Door Prizes and Giveaways.
- Goody Bag with fun sewing & embroidery items.
- Exciting savings only available to Event attendees.

QB Elves

December 2nd or 3rd



Finish several Christmas-themed projects during this terrific and fun annual event! Lunch and all materials included. (Limited to 50 participants, so sign up early!)

\$125

We Have New Sewing Furniture at The Bee!



Kangaroo Sewing Tables and Cabinets have arrived and wow are they awesome! Specifically designed for crowded or multi-use sewing rooms, many of these quality yet affordable tables can close up into a surprisingly tiny space.

Also did we mention that they include sewing machine stowing space?



The Bee is now featuring Arrow sewing chairs, which have proven in the short time we have had them to be extremely popular!

The Arrow sewing chairs have been extensively employee tested by us at the Bee and they are SO comfortable. Plus, the seat lifts to provide you with an extra storage space...what's not to love?!



OPEN AND ASSISTED SEWING

Have projects that you just haven't had time to do? Or perhaps you're stuck at a step that confuses and frustrates you? Or you just want to sew for yourself or someone else in a space with other quilters? We have classes for that too! Please DO call ahead to register as space is limited.

Class	Day	Dates	Time	Fee
Bee Stitchin' <i>Noreen</i> Assisted sewing for any project.	Wed	8/17, 8/24, 9/14, 9/28, 10/19, 10/26, 11/16	10:00-3:30	\$44
Saturday Stitchers <i>Teresa</i> Assisted sewing for any project.	Sat	9/3, 10/1, 11/5	10:00-3:30	\$44
Stitch Club <i>No Instructor</i> Bring your current hand stitching project and enjoy fellowship while you create.	Mon	8/29, 9/26, 10/31, 11/28	5:00-8:00	FREE
Baby Quilt Free Sew <i>Lori</i> Help us complete baby quilts to donate to the Deaconess NICU. Fabrics available. Please call to reserve	Fri	9/2, 10/7, 11/4	10:00-3:00	FREE

Want your new Sewing Table or Machine delivered for you? We can help!



Machine Service

An annual Clean, Oil and Adjust keeps your machine in tip-top shape.

We offer same-day service for our out-of-town customers **if it is scheduled in advance** with our Tech Department for an additional 10% fee.

WE SERVICE ALL BRANDS!

Our technicians are capable of servicing any make or model of machine, from A-Z and everything in between!

We are authorized repair technicians for baby lock, Bernina, bernette, brother, Janome, and Pfaff machines.

We do not currently service industrial machines.

If you want to keep your machine until we are ready to service it, try our “virtual queue!” Just call **(509) 928-6037**, give us your name, machine make/model and contact information. We will contact you when your machine’s turn for service is coming up. Then just drop it off within 7 business days and it will be ready for you in a few days. *Note: if we have to order parts it could take longer.* See you soon, at The Bee!

MACHINE INSTRUCTION

baby lock, Bernina, bernette, brother, Janome and Pfaff

The Quilting Bee offers mastery classes for machine owners that purchased their machine from our store. These classes help you learn to operate and maintain your serger, sewing, or embroidery machine. They are free of charge and may be taken as often as you feel necessary to get comfortable using your machine.

Looking for fun, fellowship, creative projects, and top-notch instruction? Learn more about your machine by joining one (or all!) of our Clubs.

Please bring your own machine to learn and gain experience with it.

If you would like to take our mastery classes but purchased your machine elsewhere, the standard hourly rate will apply for classes listed in this mailer (\$8/hour). If you schedule a one-on-one for instruction, the private lesson rate of \$40/hour will apply.

REGISTRATION IS REQUIRED.

NOTE – Mastery classes are all grouped by machine brand and model (ie. A-Line, 8-series, 3-series, etc.) with the exception of embroidery instruction which may be all grouped together within a brand. Please read carefully to ensure you enroll in the proper classes. If you are unsure, we are happy to guide you to the proper class(es).

Required Supplies: Your machine, power cord, foot control, appropriate bobbin, all accessories that came with your machine, **manual**, scissors, thread, and note-taking supplies.

NOTE: If you do not have a current machine model, please call to inquire about your options. We are happy to accommodate other machines, based on instructor availability, as you may require a one-on-one session.



Visit us online at: www.quiltingbeespokane.com



MACHINE, EMBROIDERY, AND SERGER MASTERY



Class	Day	Dates	Time
Entry Level Machine Mastery <i>baby lock (Jubilant, Zeal, Zest, Brilliant, Lyric, and Soprano)</i> <i>brother (NS80E, PS700, BQ1350, BQ950, NS1750D, PS500)</i>	Tues	8/16	1:00-4:00
	Sat	10/8	10:00-1:00
Mid Level Machine Mastery <i>baby lock (Accord, Aventura II, Aria, Crescendo, Aerial and Unity)</i> <i>brother (N2750DDis, NQ3600DDis, BQ2450, BQ3050, BM5200Dis)</i>	Tues	8/23, 10/11	10:00-1:00
	Sat	11/5	
Mid Level Embroidery Mastery	Tues	8/23, 10/11	1:30-4:30
	Sat	11/5	
Upper Level Machine Mastery <i>baby lock (Altair, Destiny II and Solaris)</i> <i>brother (XJ1Dis, Luminaire)</i>	Sat	8/20	10:00-1:00
	Tues	10/18, 11/8	
Upper Level Embroidery Mastery	Sat	8/20	1:30-4:30
	Tues	11/8	1:00 - 4:00
		10/18	
Upper Level IQ Mastery	Sat	10/8	2:00-5:00
Serger/Overlock Mastery <i>Includes: Acclaim, Evolution, Imagine, Ovation and Triumph</i>	Fri	9/30	10:00-1:00
	Thurs	10/20	10:00-1:00
Cover and Chain Stitching	Thurs	11/3	2:00-5:00
Scan and Cut	Fri	9/30	2:00-5:00
	Tues	11/1	10:00-1:00

Club	Day	Dates	Time	Project
Club In The Hoop Trivet	Sat	9/17	10:00- 1:00	
Club In The Hoop Make-up Bag	Sat	11/12	10:00- 1:00	

MACHINE, EMBROIDERY, AND SERGER MASTERY

BERNINA

made to create

Class	Day	Dates	Time
3-Series Mastery	Thurs	9/15	10:00-1:00
	Wed	11/2	10:00-1:00
4/5-Series Machine Mastery: Basic Operation	Mon	8/15, 9/12, 10/3, 11/7	10:00-1:00
4/5-Series Machine Mastery: Stitch Fun	Mon	8/22, 9/19, 10/10, 11/14	10:00-1:00
4/5-Series Machine Mastery: Creative Options	Mon	8/29, 9/26, 10/17, 11/21	10:00-1:00
7-Series Machine Mastery: Basic Operation	Mon	8/15, 9/12, 10/3, 11/7	2:00-5:00
7-Series Machine Mastery: Stitch Fun	Mon	8/22, 9/19, 10/10, 11/14	2:00-5:00
7-Series Machine Mastery: Creative Options	Mon	8/29, 9/26, 10/17, 11/21	2:00-5:00
4/5-Series Machine Mastery Power Session	Thurs	9/15	10:00-4:30
	Sat	10/22	
7-Series Machine Mastery Power Session	Wed	9/21	10:00-4:30
	Sat	11/12	
Machine Embroidery Mastery	Tues	8/30, 9/27, 11/22	10:00-4:30
	Wed	10/5	
	Mon	10/24	
	Thurs	11/17	
880 Mastery	Thur/Fri	8/18 & 19, 11/17 & 18	10:00-4:00
820/830 Mastery	Please call to schedule		
Bernina Serger Mastery	Thurs	10/6	12-4:30
	Mon	10/31	11:00-3:30
Bernina 890 Mastery	Mon	9/12, 11/14	12:00-4:30
Bernette Serger Mastery	Mon	9/19, 10/17	12:00-4:30
Bernina Cover and Chain	Fri	11/1	2:00-5:00



Start the new year with freshly sharpened scissors -
Sharp blades make happy sewists!

Scissor Sharpening starts at \$8.95/pair

Club Classes FREE to Bernina Owners!

BERNINA

made to create

Looking for fun, fellowship, creative projects, and top-notch instruction? Want to learn more about your machine? Join one (or all!) of our Clubs. **REGISTRATION IS REQUIRED.**

Required Supplies: A pattern may be required. Check your specific class supply list.

Please bring your own machine so you can continue to learn its features.

Club	Day	Dates	Time	Project
A Stitcher's Garden <i>Designed for Bernina feet/stitches but we welcome all machine brands. This quilt is stunning!</i>	Thurs	8/11, 9/8, 10/13, 11/10	10:00-12:00	
	Mon	9/12, 9/19, 10/17, 11/14	5:00-8:00	
Bernina Serger Club	Fri	9/9 - Tissue Box & Runner 10/21 - Hanging Wall Pocket 11/18 - Cookin' in Color Apron	10:00 -2:00	
Bernina Machine Accessories Workshop	Wed	8/10, 9/7, 10/12, 11/9	2:00-4:00	<i>Learn how to take advantage of all the creative accessories Bernina provides!</i>



The BERNINA Q 16 PLUS
on an affordable Studio Frame

BUILT TO QUILT ANY SIZE.



BERNINA

BUY NOW

Software Mastery and Specialty Classes

BERNINA

made to create

Explore the possibilities embroidery offers as you learn the basics of Bernina Embroidery Software. No fee if your software was purchased at the QB, class registration is required.

Required Supplies: Software (loaded on your laptop). The Software 8/9 Workbook is provided on our website under the machines tab, or, if you wish, you may print it for class. Please also bring note-taking supplies. **DesignerPlus requires Classes 1-5.**

Class	
Artlink 8 - Learn how to navigate the embroidery software that comes with the Bernina embroidery module	Scheduled by Appointment
Bernina Toolbox Mastery	Scheduled by Appointment
Software Mastery:	
Software 1 - EditorPlus Features - Software Basics, Lettering Basics, Editing a Design, Monogram	Thurs, 9/29, 2-5 pm
Software 2 - Auto-Digitizing - Redwork, Magic Wand, Auto-Digitizing, PhotoSnap, Convert Artwork to Embroidery	Thurs, 10/13, 2-5 pm
Software 3 - Application Programs Quilter, Cross-Stitch, Portfolio	Thurs, 10/20, 2-5 pm
Software 4 - Manual Digitizing, Echo Quilting, Applique, Multi-Hooping	Thurs, 10/27, 2-5 pm
Software 5 - Trapunto, Punchwork, Stumpwork, Calligraphy, Effects	Thurs, 11/10, 2-5 pm

SOFTWARE SOCIETY

Noreen - \$16 per session

Design a project in your Bernina software and add your own personal touches. Great for the novice software user but also will teach something new to the seasoned user!

Tuesdays, 10am-Noon, 8/16, 9/13, 10/18, 11/15

Software Inspirations

Noreen - \$24

Learn new Bernina software techniques with both a virtual lesson and hands-on computer experience.

Tuesdays, 1-4 pm, 8/16, 9/13, 10/18, 11/15



**LET THE
MACHINE ENVY
BEGIN!**

INTRODUCING THE
BERNINA 880 PLUS AND 790 PLUS

made to create **BERNINA**

bernette

SWISS DESIGN

**OWNERS
CLASSES and
Other Information**

JANOME



WHAT'S NEXT

No fee if your machine was purchased from The Quilting Bee.

Class registration is required.

Please bring: Your machine and accessories, thread, scissors, and note-taking materials.

Class	Day	Dates	Time
Mechanical Mastery Janome (2212, Jem Gold, Sewist 725, HD3000) bernette (Sew and Go 1, 05 Academy, 35)	Mon	8/15	10:00-1:00
	Wed	10/5	2:00-5:00
	Tues	11/1	
Entry/Mid Level Mastery Janome (Sewist 740DC, 780 DC, 5300QDC, Skyline S5, Skyline S6) bernette (b38)	Tues	10/4	2:00-5:00
	Mon	8/22	10-1
Advanced Machine Mastery Janome (Skyline S7, Skyline S9, 9450QCP, Continental M7, MC15000)	Mon	9/12, 10/24	10:00-1:00
	Wed	11/2	10:00-1:00
Embroidery Machine Mastery Janome (Skyline S9, 500E, 550E, MC15000)	Mon	9/12, 10/24	2:00-5:00
	Wed	11/2	
All Other Models Janome (HD-9, 6700P) Bernette (70 Series)	Call to Schedule		

Club	Day	Dates	Time	Project
Janome Club Chainstitch Pillow Cover	Tues	9/13	10:00-1:00	
Janome Club ITH Jewelry Bag	Tues	11/8	10:00-1:00	

OWNERS CLASSES and Other Information



PFAFF
Perfection starts here.™

No fee if your machine was purchased from The Quilting Bee.

Class registration is required.

Please bring: Your machine and accessories, thread, scissors, and note-taking materials.

Class	Day	Dates	Time
Entry Level Pfaff Mastery (Select 4.2, Passport 2.0, Passport 3.0)	Tues	8/23	2:00-5:00
Mid Level Pfaff Mastery (Ambition 1.0, Ambition 620, Quilt Ambition 630)	Tues	8/30	2:00-5:00
Advanced Level Pfaff Mastery (Expression 710, Quilt Expression 720, Creative 4.5)	Mon	9/19 & 26,	10:00-1:00
Advanced Level Pfaff Embroidery Mastery	Mon	8/22 & 9/26	2:00-5:00
Icon (Performance Icon, Creative Icon)	Mon	10/3 & 10/10 11/21 & 11/28	10:00-1:00
Pfaff Embroidery Mastery (Creative 4.5, Creative Icon)	Mon	10/3 & 10, 11/28	2:00-5:00

Club	Day	Dates	Time	Project
Pfaff Club- Embellish With Ribbon Stitches	Tues	9/27	10:00-1:00	
Pfaff Club- Decorative Stitch Table Runner	Tues	11/15	10:00-1:00	

We have the new top-of-the-line Pfaff Creative Icon 2! Come by the store to check out all of its amazing new features!



BLOCK OF THE MONTH Programs

If you haven't tried a Block of the Month...why not?

We have quilts for every fabric, technique, and skill level. Find your favorites and simply start when you are ready. Each month, a new block becomes available...doling out the work in manageable chunks and giving you a beautiful creation at the end.



NEW

Color Splash by Wilmington Finished size 87" x 99"

Featuring batiks in a full spectrum of colors, and black added for contrast, **Color Splash** was designed with fairly simple piecing to showcase various appliquéd motifs – paisleys, leaf-shapes, stems, and “droplets” of color.

8-month BOM

NEW

Prismatic by Wilmington Finished size 91" x 91"

Prismatic is designed with a rainbow of batiks enhanced by black for “glowing” contrast. The Prismatic features both square & rectangular blocks. The pattern will include templates for the rectangular triangle units.

10-month BOM



Sunshine Garden

In The Beginning
Finished size 66" x 84"

Absolutely breathtaking! Applique colorfully tumbling bouquets framed by abstract lattices and bordered by a rainbow of bright blooms.

12-month BOM

BLOCK OF THE MONTH Programs

These continuing block of the month programs can be joined at any time!

Love bags? Join us for our Bag-OM! A different bag announced each month, choose the ones you like, no committment!

Frosty Goes to Town

Maywood Studio

Finished size 60" x 70"

Who doesn't want to stop at the local coffee shop for a hot latte on a cold winter day? You will love putting together this easy appliqué winter town filled with Frosty going to his favorite shops on Main Street.

7-month BOM



NEW

Birds in Toyland

by Piece O'Cake

Finished size 60" x 60"

Get ready for Christmas with this adorable appliquéed and embellished quilt! Stitch 13 wool vignettes into a pieced Irish Chain quilt of wovens, all framed with a playful appliquéed vintage Christmas light border.

15-month BOM

ALPHABETICAL INDEX

baby lock Clubs.....26	Covered Rectangular Crates.....10
baby lock Machine Mastery.....26	Crazy Quilt Wall Hanging.....10
baby lock Embroidery Mastery.....26	Cuddle Bear.....7
baby lock Serger Mastery.....26	Curved Log Cabin.....7
Baby Quilt Free Sew.....24	Cutting Corners Quilt.....7
Basting Your Quilt.....3	Demo Days.....6
Bats!.....10	Developing Walking Foot Skills.....4
Bee Stitchin'.....24	Edge to Edge Quilting.....10
Beginning Machine Blanket Stitch.....3	Elevated Abstractions.....13
Beginning Machine Embroidery.....4	Embroidery Adventures.....11
Beginning Quilting.....3	Feathers Club.....9
Beginning T-Shirt Quilt.....7	Folded Star Hotpad.....7
Bernette Machine Mastery.....30	Free Motion Quilting.....11
Bernette Serger Mastery.....27	Free Sew Day.....24
Bernina Club Stitcher's Garden.....28	Frosty Goes to Town BOM.....33
Bernina Embroidery Mastery.....27	Getting to Know Your Q-Series.....4
Bernina Machine Mastery.....27	Gift of the Month.....7
Bernina Quilting Rulers.....4	Gnome Bucket Buddies.....11
Bernina Serger Mastery.....27	Hand Quilting for Beginners.....5
Bernina Serger Club.....28	Hey Pumpkin.....8
Bernina Software Mastery.....29	Holiday Snow Globe.....11
Bernina Q Series Club.....13	Intro to Hand Applique.....5
Binding Techniques.....4	Isla Duffel.....11
Birds In Toyland.....33	Janome Club30
Bonding with your BSR/ASR.....4	Janome Machine Mastery.....30
Brooke's Bag.....10	Jelly Roll Lone Star.....11
Bubble Quilt.....8	Keeping It Cool.....8
City Bags.....10	Kids' Sewing Camp.....5
Charlie's Aunt Bag.....13	Kimberbell Clear Blue Tiles.....12
Charming Circles Rag Quilt.....10	Lidded Pincushion.....8
Color Splash BOM.....32	Longarm Quilting.....13

ALPHABETICAL INDEX

Machine Accessories Workshop...28	Software Inspirations.....29
Machine Embroidery Workshop....8	Software Society.....29
Mariner's Compass.....11	Sophia Swing Coat.....13
Mimosa Tea.....12	Stand Up Pouch.....8
Next Steps.....9	Star T-Shirt Quilt.....12
Paper Pieced Forest or Farm Friend.8	Stitch Club.....24
Paper Piecing Party.....12	Stitching In The Kitchen.....22
Pet Adoption Day.....21	Sunshine Garden BOM.....32
Pfaff Club.....31	Take A Stand Tote.....12
Pfaff Machine Mastery.....31	Tamarack Jacket.....13
Pincushion Threadcatcher.....8	The Quilting Bee Hive.....14
Posh Santa.....12	Westalee Quilting Rulers.....5
Previously Loved Machine Sale.... 14	What's Buzzin' At The Bee.....14
Prismatic BOM.....32	Woodland Babies Quilt.....12
Saturday Stitchers.....24	Wool Embroidery Stitches.....5
Scan & Cut Mastery.....26	WSQ Quilt Show.....15
Sidewalk Sale.....15	

Follow us so you can hear about our events,
products, and updates!

Join our Email List!



Visit quiltingbeespokane.com to sign up!

Follow us on Facebook!



Just search for Quiltingbeespokane

Follow us on Instagram!



We are @Quiltingbeespokane

Subscribe to our Youtube Channel!



Search for The Quilting Bee Spokane

Follow us on Tik Tok!



We are @The QuiltingBee

The Quilting Bee, Inc.
16002 East Broadway
Spokane Valley, WA 99037
509-928-6037
www.quiltingbeespokane.com



STORE HOURS

Monday and Friday: 10-8pm
Tuesday - Thursday: 10-6pm
Saturday: 10-5pm

*"Sewing Machines, Fabric,
Classes and Inspiration"*

OPEN HOUSE & DEMO DAYS -

August 1 - 13

Save 20% off regularly-priced Fabric and
Class Supplies

Mark Your Calendar!!!

August 26-28 - Sidewalk Sale

Sept 17 - Pet Adoption Day

Sept 23-24 - OESD Machine Embroidery Workshop

Oct 14-16 - WSQ Quilt Show

Dec 2-3 - QB Elves

STORE CLOSED

Sept 5 - Labor Day

Nov 23 - Close early at 3pm

Nov 24 - Thanksgiving Day

Print monthly calendars and
supply lists at:

www.quiltingbeespokane.com