

# The Quilting Bee



## Winter 2023 Class & Event Schedule

December-January-February-March



There are so many types of crafts, sewing, and sewists out there, and something to learn from each one! Surely you've all recognized that every quilt shop has its own flavor and style too. It is wonderful to encounter and explore all the amazing crafts and crafters we come into contact with on a daily basis. Sometimes we see things we love and sometimes we see

things that don't really do anything for us. But we can all respect the time, skill and creativity that go into each and everyone's work.

There are all types of employees, teachers and customers at The Bee as well. Short, tall, young, old (hey, who you callin' old?), novice, expert, garment sewer, quilter, etc. We hope we all can be kind, courteous and encouraging to one another. At the Bee, we strive to be part of a community who respect one another and celebrate what others do and how they do it. That's what makes The Bee community awesome!

~ Scot and Treasure



NOTE that classes fill up quickly! Sign up promptly to be sure you get a spot! If you don't get in this time, we'll get you onto a wait list and get you into the next available spot.

**PS: If you can't make a class, *please* let us know **ASAP**, so we can get the next wait-listed student in.**

**If you are unable to make a class and do not cancel before the day of class, we are no longer able to give refunds.**

## CLASS DESCRIPTIONS

Our goal is to offer all types of classes for all levels of sewist. We offer technique and project classes, machine and software masteries, clubs, and also host special events.

If you are ever unsure if a class will be right for you, we are more than happy to direct you or even put you in touch with the instructor so you can be sure the class will meet your needs.

## QUILTING BEE CLASS LISTINGS

**Class fees cover your instruction time only.**

Additional supplies and a book/pattern will be required. Specific supply lists are available in the store and online and will be provided at the time of class registration.

To help you plan,  
evening and weekend classes are listed in **purple!**

### BASICS AND TECHNIQUE CLASSES

Suitable for all skill levels

These classes are designed to teach you a specific technique from start to finish. You do not need any experience for these classes! All are hands-on lessons to give you experience and a comfort level with the technique being presented. **ALL BASIC CLASSES ARE SUITABLE FOR BEGINNERS!**

#### Beginning Quilting

**\$120 - Kathy/ Denise/Rebecca/Kathryn B.**  
**NEW and UPDATED**, in Beginning Quilting you will learn all you need to know to **FINISH** a tablerunner in class...fabric selection, rotary cutting, useful tools, sewing a 1/4" seam **AND** basting, quilting and binding. There will still be homework!  
*(PS. Please bring your own machine for this class.)*

**Mondays, 5 - 8 pm**  
**Jan 23, 30, Feb 6, 13 & 20**

**Tuesdays, 2 - 5 pm**  
**Jan 24, 31, Feb 7, 14 & 21**

**Saturdays, 10-1 pm**  
**Jan 21, 28, Feb 4, 11 & 18 OR**

**Thursdays, 1-4 pm**  
**Feb 9, 23, Mar 2, 16, & 23**



#### Basting Your Quilt

**\$16 - Nancy**  
Now you've finished your quilt top and don't know what to do next. Let Nancy show you how to baste your top prior to quilting. This class is free to our graduating **Next Step** students. (See page 9.)  
**Wednesdays, 10 am - noon**  
**Dec 21 OR Feb 1**

#### Beginning Machine Blanket Stitch

**\$24 - Teresa**  
Learn to manage corners, curves, starting, and ending the blanket stitch on your sewing machine. Great for machine applique!  
**Technique:** Machine Blanket stitch  
**Friday, 3-6 pm, Dec 16 OR**  
**Thursday, 2:30-5:30 pm, Feb 16**



A flower does not think of competing with the flower next to it. It just blooms. – Zen Shin

Visit us online at: [www.quiltingbeespokane.com](http://www.quiltingbeespokane.com)

## BASICS AND TECHNIQUE CLASSES

### Beginning Machine Embroidery

**\$32 - Teresa**



Put your embroidery module to use while making a charming wallhanging from your choice of our many machine embroidery patterns.

Hooping, thread, and stabilizers will be discussed.

**Technique:** Machine embroidery

**Wednesdays, 10 am-2 pm**

**Dec 21 OR Feb 22**

### Bernina Quilting Rulers

**\$16 - Nancy**

Join the craze and learn how to make the most of your Bernina quilting rulers...you'll feel like a pro in no time!




**Technique:** Bernina Quilting rulers

**Tuesdays, 10 am - noon**

**Jan 24 OR Feb 28**

### Binding Techniques

**\$24 - Teresa**



Your quilt is done (YAY you!) and now it needs a binding. Learn to calculate how much fabric you need, how to cut straight,

bias, faux and spiral bindings, and how to attach the binding to your quilt. This class is free to our graduating **Next Step** students. (See page 9.)

**Technique:** Binding your quilt

**Friday, 10 am - 1 pm, Jan 6 OR**

**Wednesday, 10 am - 1 pm, Feb 8**

### Beg. English Paper Piecing

**\$24 - Claudia**

Join Claudia to learn the basics of this classic technique that is back in vogue as you construct a simple design.

**Fridays, 10am-1pm, Jan 20 OR Mar 17**

### Bonding with your BSR/ASR

**\$16 - Nancy**

Discover how your Stitch Regulator can really up your machine quilting game. Practice really does make perfect!

**Technique:** Quilting with your BSR

**Thursday, 10 am - noon, Jan 19 OR**

**Wednesday, 10am - noon, Mar 29**

### Developing your Walking Foot Skills

**\$24 - Teresa**

Let Teresa show you the skills and tips necessary to machine quilt with your walking foot. This class is free to our graduating **Next Steps** students. (See page 9.)

**Technique:** Quilting with walking foot

**Tuesdays, 2-5 pm, Jan 10 OR Feb 7**

### Getting to know your Q-Series

**\$24 - Judy H**

If you have a Bernina Q-Series machine and you want to learn all about it...this is THE class for you! Judy will cover the basics from threading to maintenance, plus you'll get free-motion quilting tips and an overview of Q-Series accessories

**Fridays, 10 am - 1pm, Jan 20 OR Mar 17**




## BASICS AND TECHNIQUE CLASSES

### Hand Quilting for Beginners

**\$16 - Kathryn**

Fascinated with that truly classic hand-constructed look? Learn basic hand



quilting techniques and find out which tools will make this skill a breeze!

**Technique:** Hand quilting

**Mondays, 10 am - noon**

**Jan 16 OR Mar 20**

### Introduction to Hand Applique

**\$16 - Rebecca**

New to hand applique or just want to improve your needleturn skills? We'll cover needles, thread, useful tools, different types of templates, and how to perfect your curves, points and skinny stems



**Technique:** Needleturn hand applique

**Friday, 10 am - noon, Feb 3**

### Westalee Quilting Rulers

**\$16 - Nancy**

Want to have quick success in your machine quilting? Learn how quilting rulers will get you on the path to feeling like a pro!

**Technique:** Westalee Quilting rulers



**Tuesdays, 10 am - noon**

**Dec 6 OR Mar 21**

**"When there's snow on the ground  
I like to pretend I'm walking on  
clouds." - Unknown**

### Wool Embroidery Stitches

**\$24 - Rebecca**

If wool makes your mouth water and you'd like to learn some embroidery stitches that can really make your projects shine, join us! We'll discuss different wool fabrics, threads, needles, glues and stabilizers. Oh, and stitches too!



**Technique:** Hand embroidery stitching

**Fridays, 10 am - 1 pm**

**Jan 27 OR Mar 31**

### Kids' Sewing Camp

**\$80/ includes 24" pillow form**

Expand your young crafters' talents to include the art of sewing! This 4-class series will guide them through accurate stitching and piecing, safe rotary cutting, and project assembly. Students will complete a pillowcase and a 24" pillow cover in class using fabrics **they** choose.

*10 years and older only please*

**Monday - Thursday**

**10 am - Noon**

**December 26 - 29**

PLEASE NOTE: We find that children focus and learn best without additional adults in the classroom. Please entrust your children to our instructor during their class time.

**Thank you!**

## **QB Demo Days!**

Select dates listed from 10am-3pm

On selected days of our Open House, we feature different product demonstrations. Watch the demo and enter a daily drawing for a free class! Purchase the demo item, at 20% off (excludes Laura Star Irons and machines), and get two additional entries for the class giveaway.

**Monday  
Dec 5**

Join Wendell to discover a truly unique - and hilarious - gift idea, just in time for the holidays...embroidered toilet paper!



Rebecca discusses working with wool. Learn about different wool fabrics, the best tools, and maybe even an embroidery stitch or two!

**Tuesday  
Dec 6**

**Wednesday  
Dec 7**

Join Nancy to see about the most wonderful notion for making handles for all those bags you're doing...the Tube Turner!



Claudia will show you everything you need to know about English Paper Piecing to get you completely enthralled with handwork all over again!

**Thursday  
Dec 8**



It wouldn't be Open House without a demo from Claudia showing us the newest and best loved notions.

**Saturday,  
Dec 10**

## PROJECT CLASSES

These classes are designed to take you down the path to completing a fun project - be it a quilt, table-topper, garment or other fabric craft - while also increasing your sewing knowledge and skills.

Classes are listed alphabetically by level. Don't forget to check our website for a full-sized, printable monthly layout!

### BEGINNER CLASSES - ✂ scissor

#### Kids' Club

*\$20 plus kit*

Now that your young sewist has completed our **Kids' Sewing Camp**, what can they tackle next? How about **Kids' Club**, our NEW class for kids with a different kitted project each month! These projects will be useful and fun to construct and will build skills as they give budding artists practice and confidence.

**Saturdays, 10 am - 12:30pm**

**December 31**

**January 28**

**February 25**

**March 25**

*10 years and older only please*

PLEASE NOTE: We find that children focus and learn best without additional adults in the classroom. Please entrust your children to our instructor during their class time.

Thank you!


**When you practice gratefulness,  
there is a sense of respect toward  
others.**

**- Dalai Lama**

#### Air Show

**\$48 - Grace**

**NEW**



If you can straight stitch, you can paper piece! Learn this addictive technique while you make a delightful airplane themed quilt, pillow, or wall hanging.

**Wednesday, 2-5pm, Jan 18 & 25 OR  
Thursday, 2-5 pm, Mar 23 & 30**

#### Around The World

**\$40 - Teresa**

**NEW**

Choose 10 coordinating fabrics and add a bold contrast, then strip piece



to compose this stunning rainbow "trip around the world". You'll want to make more than one!

**Technique:** Strip piecing

**Thursday, 10 am - 3 pm, Jan 19 OR  
Saturday, 10 am - 3 pm, Mar 25**

#### Beginning T-shirt Quilt

**\$32 - Nancy**

Make that collection of t-shirts into a great graduation gift, memory quilt, or heading-away-from-home gift. The memories will make it precious!



**Technique:** Quilting with t-shirts

**Thursdays, 10 am - noon  
Feb 9 & 16 OR Mar 23 & 30**

## Boomerang



**\$48 - Denise**

You'll want to make this quilt again and again! Grab a bundle of your favorite color solids, tonals or small prints and you'll see this quilt come together quickly with no Y-seams.

**Tuesdays, 2-5 pm, Dec 20 & 27**

**NEW**

## Canada Goose Stuffie

**\$48 - Grace**

Sew up a sweet and silly friend for yourself or as a gift. Practice working with faux leather, flannel, cuddle or another fabric of your choice.

**Thursday, 10 am-1 pm, Jan 19 & 26 OR**

**Wednesday, 10 am-1 pm, Mar 22 & 29**



**NEW**

## Clam Up



**\$24 - Teresa**

This handy little zippered bag (in 5 sizes!) works for all your small accessories. You'll want more than one.

**Friday, 3-6 pm, Jan 20 OR**

**Tuesday, 10am-1pm, Mar 28**

## Curved Log Cabin

**\$32- Kathy W.**

If you're on the lookout for a quilt that looks harder than it is, try this one out. Graduated straight piecing gives the look of curves without the bother, and offers lots of OOOOOHHHH factor.



**Tuesdays, 2-4 pm, Jan 24 & 31 OR Thursdays, 10 am - noon, Mar 2 & 16**

## Feathers Club

**\$24 - Kellie Marie**

Let's go vintage! The best way to keep your featherweight in working order is to use it. Enjoy the comraderie of other featherweight lovers. Explore what your machine can do.

Learn basic maintenance, tips, and how to use some of the accessories. Projects will be originals or from vintage focused designers like Lori Holt

**Mondays, 1-4 pm OR 5-8 pm**

**Dec 19, Jan 23, Feb 20, Mar 20**



## Folded Star Hot Pad

**\$24 - Teresa**

You always need another hot pad, right?



You can make these stars traditional or jazzy, and they make great gifts too!

**Friday, 2:30-5:30 pm, Dec 9 OR**

**Thursday, 2:30-5:30 pm, Dec 15 OR**

**Wednesday, 2-5 pm, Feb 8**

## Fabric Flowers

**\$32 - Grace**

Minimal sewing but maximum crafting fun goes into creating these pops of mid-winter color! The ideal complement to the Vase and Vessels class.

**Wednesday, 1-5 pm, Dec 21 OR**

**Thursday, 1-5 pm, Feb 9**



One kind word can warm  
three winter months.  
-Japanese proverb



## Gift of the Month

**\$16 – Noreen**

Make someone - maybe you? - a new gift every month!

**Wednesdays,**

10 am - noon

**Dec 7: Holiday Tree Ornament**

**Jan 18: Be Mine Heart Zipper Pouch**

**Feb 8: Holiday Hoopla Book**

**Mar 15: Make it Mini Book**



## Machine Embroidery



### Workshop

**\$56 – Teresa**

Stitch a machine embroidery design of your choice while learning

about how stabilizers and batting affect your finished project. Bring a new or in-process project.

**Wednesdays, 10 am - 5 pm**

**Dec 14, Jan 18, Feb 15 OR Mar 22**

## Mini Sleigh Basket

**\$24 – Grace**

Make a mini sleigh to hold holiday cards or seasonal candies. Ideal for creative/mixed media embellishments as well!

**Wednesday, 10 am-1 pm, Dec 14 OR**

**Tuesday, 10am - 1pm, Dec 20**

**NEW**



## Paper Pieced Forest or Farm Friend

**\$32 – Kathy W.**

Learn to paper piece while constructing a simple - but adorable! - creature from forest or farm.

**Mondays, 2-4 pm, Dec 12 & 19 OR**

**Mondays, 5-7 pm, Mar 20 & 27**

Visit us online at: [www.quiltingbeespokane.com](http://www.quiltingbeespokane.com)



## Next Steps:

**\$48 - Denise, Kathy**

The classes listed below are designed for the beginning quilter with some sewing experience who wants to pursue a simple (but stunning!) project for the next step in their quilting journey. Upon completion of these projects, coupons for **Basting Your Quilt, Developing Your Walking Foot Skills, and Binding Techniques** will be awarded.

**Solar Flare - Kathy W.**

A modern stunner that looks so much harder than it really is!

**Wednesdays, 2-5 pm, Dec 21 & 28 OR**

**Mondays, 5-8 pm, Feb 27 & Mar 13**



**Spice Cake - Denise**

A showcase for crazy piecing..

**Tuesdays, 2 - 5 pm, Mar 21 & 28**

*(Please bring your own machine for these classes.)*



## Vase and Vessels

**\$48 – Grace**

Shake up your sewing routine and your decor with this eye-catching vase. The perfect complement to the **Fabric Flowers** class!



**Tuesday, 1:30 - 5:30pm, Dec 20 &**

**Wednesday, 1:30-5:30pm, Feb 8**

## Pincushion Threadcatcher

**\$24 - Kathy W.**

This handy pincushion/threadcatcher is finished in one class. You'll want to make one for every place you sew and maybe for your friends too!

**Monday, 1-4 pm, Jan 30**



## A Wintery Mix

\$48 - Kathy W.

NEW



It doesn't get much warmer than this! Join Kathy to piece this snuggly quilt featuring the best parts of winter.

**Technique:** Machine piecing

**Thursdays, 10 am - 1 pm, Dec 15 & 22**  
**OR Feb 2 & 9**

## Birdsong

\$24 - Kathryn

NEW

Need a little birdsong to remind you of Spring? Learn to piece curves while you make this garden of a wall hanging.



**Technique:** Curved piecing

**Thursday, 10 am - 1 pm, Jan 26 OR**

**Thursday, 10am - 1pm, Mar 23**

## Catch All Caddy

\$40 - Teresa

With roomy size and easy-access pockets and dividers, this tote makes organizing your supplies a breeze. Padded handles make it easy to carry.



**Technique:** Tote construction

**Friday, 2:30 - 7:30 pm, Feb 17**

## Charming Circles Rag Quilt

\$32 - Teresa

Create fun and simple "shabby chic" projects with this technique. Ruler is sized for any 5" squares of fabric, and charm packs work beautifully.



**Thursday, 10 am - 2 pm, Feb**

**16 OR**

**Tuesday, 1:30-5:30 pm, Mar 28**

## City Bag(s)

\$48 - Nancy



If you've been looking for a bag that is truly manageable, this is it! The City Bags (Uptown, Midtown, or Downtown) are the same bag in different sizes, and can be completed by anyone!

**Thursdays, 10 am - 1 pm**

**Jan 26 & Feb 2 OR**

**Wednesdays, 10 am - 1 pm**

**Feb 22 & Mar 1**

## Covered Rectangular Crates

\$40 - Teresa



These boxes (in three sizes) would make a stylish addition to any room. Just match your fabric selections with your decor! Lids keep your things safe and clean.

**Technique:** Box construction


**Wednesdays, 10 am - 3 pm**

**Jan 25 OR Mar 29**

## Crazy Quilt Wall Hanging

\$48 - Rebecca

Study block construction, fabric placement, stitching, ribbon embroidery, embellishment: everything you need to know to take this art from daunting to do-able!



**Technique:** Crazy quilting

**Wednesdays, 2 - 4pm, Mar 15, 22 & 29**

## The "Connie" Backpack

\$48 - Nancy

NEW



Need a break from carrying a purse all day - this backpack is the perfect solution! The pattern has 2 sizes, you'll want to make one for your whole family.

**Thursdays, 10-1pm, Dec 22 & Dec 29**

## Edge to Edge Quilting

**\$64** – Teresa

Quilt your own quilts – from edge to edge! This easy-connect technique, combined with specially designed embroidery files, makes it possible for you to create edge-to-edge designs using your home embroidery machine.

**Technique:** Quilting in the hoop

**Tuesdays**, 1-5pm, **Jan 17 & 10am-2pm, Jan 31**

## Embroidery Adventures

**\$24** – Teresa

A different project each month keeps your approach to your embroidery machine fresh and fun!

**Tuesdays**, 10 am - 1 pm

**Dec 13, Jan 10 OR Feb 7**

## Free Motion Quilting

**\$24** – Wendy

Learn how to free motion quilt on your home sewing machine. This class is hands on!

**Technique:** Free motion quilting

1. - Pebbles, swirls & leaves
2. - Rulerwork
3. - Wavy lines
4. - Feathers

**Mondays**, 5-8 pm

**Dec 12, Jan 16, Feb 13, OR Mar 13**

**OR Saturdays**

10 am - 1 pm (#1 & #2), OR

2-5 pm (#3 & #4)

**Jan 21 OR Mar 18**

*(Please bring your own machine for these classes.)*

**"If it looks good from three feet away, leave it alone."**  
--Jeanette S.

## Florence Shirt/Dress

**\$48** – Grace

Learn garment construction techniques as you assemble this versatile item. It can be a shirt or make it longer for a simple and flattering dress.

**Tuesdays**, 10 am-1 pm, **Jan 17 & 24 OR**

**Tuesdays**, 2-5 pm, **Mar 21 & 28**

## Holiday Snow Globe

**\$32** – Teresa



This cheerful holiday piece is made with simple paper piecing. Blocks can be set vertically as a wall hanging or horizontally as a table topper.

**Technique:** Paper piecing

**Friday**, 10 am - 2 pm, **Dec 9 OR**

**Thursday**, 10 am - 2 pm, **Dec 15**

## Isla Duffel

**\$32** – Wendy

Construct this simple, colorful, serviceable duffel using your favorite fabrics and hardware accessories.

**Technique:** Bag construction

**Saturdays**, 12-4 pm, **Dec 17 OR Feb 18**



## Kaleidoscope Bag

**\$48** – Nancy

One of the newest bags from Aunties



Two, the Kaleidoscope is a bit smaller than a City Bag, and laid out so you can see everything inside at a glance. It looks stunning in cork and would be fabulous on your arm!

**Technique:** Bag construction

**Mondays**, 10 am - 1 pm

**Jan 23 & 30 OR Mar 20 & 27**

**NEW**



**NEW**



## Kimberbell's Clear Blue Tiles

\$32 – Teresa



Quilt your projects in-the-hoop with Kimberbell Clear Blue Tiles.

You can choose all over quilting or customize

each block with a different design! If you would love to quilt on your embroidery machine, Kimberbell Clear Blue Tiles may be the solution you've been waiting for.

**Technique:** Quilting in the hoop

**Tuesday, 1:30-5:30 pm, Dec 13 OR**

**Friday, 10 am - 2 pm, Feb 24**

## Mariners' Compass

\$48 – Claudia

Now you can build a Mariners' Compass block without templates or paper piecing! REALLY! Using the Skinny Robin or Fat Robin ruler makes this formerly intimidating project a breeze.

**Technique:** Mariner's Compass

**Friday, 10 am-4 pm, Dec 30 OR Feb 3**



## Paper Piecing Party

\$24 – Grace

Your monthly opportunity for guided foundation paper piecing assistance. Bring your own project or practice using one of ours. Grace will offer a new **free** block pattern each month. Absolute beginners and experienced FPPers alike are welcome.

**Wednesdays, 10 am-1 pm**

**Dec 21, Jan 18, Feb 8, Mar 15**

## Sew Together Bag

\$40 – Teresa

**NEW**

Innovative construction makes this bag with its four zippers a fun bag to make and use! Holds all your sewing supplies or make-up or anything you choose.



**Technique:** Bag construction

**Tuesday, 10 am - 3 pm Dec 20 OR Feb 21**

## Spinning Stars

\$48 – Kathy W.

**NEW**

Are you interested in quilts that look a lot harder than they really are? YUP.



Then this one is for you! Spinning Stars is a simple paper pieced quilt with a modern flare that is sure to get lots of attention.

**Technique:** Paper piecing

**Thursdays 1:30-4:30pm, Dec 22 & Dec 29 OR**

**Fridays, 1-4pm, Mar 17 & 24**

## Take a Stand Tote

\$40 – Teresa



This is the perfect companion to Running With Scissors! Comes in two sizes and features a carrying strap, two zippered outside pockets and two inner mesh pockets

**Technique:** Bag construction

**Friday, 10am - 3 pm, Jan 27 OR**

**Thursday, 10 am - 3 pm, Mar 23**

Spring is a time of new beginnings, new possibilities...what quality would you like to grow this spring? -

Tara Killen



## Time Warp Tote

**NEW**

\$24 - Kathryn

Join Kathryn to construct this stylish tote. Compact yet roomy, it would be great in one of our many canvas fabrics.

**Technique:** Bag construction

**Thursday, 1-4pm, Dec 22 OR**

**Thursday, 10am-1pm, Feb 23**



## Wool Mittens

**NEW**

\$24 - Kathy W.

Use your old sweater and some snuggly fleece to make a pair of lovely warm mittens to see you through the winter chill.

**Technique:** Mitten construction

**Friday, 10 am - 1 pm, Dec 23 OR**

**Friday, 10am - 1pm, Jan 27 OR**

**Friday, 2-5pm, Feb 17**



## Bernina Q Series Club

\$24 - Judy

Join Judy to expand your knowledge of the Q Series machines, frames, and Q-Matic Software. What a great way to gather tips and tricks to improve your longarm quilting skills.

**Technique:** Longarm quilting

**Fridays, 10 am - 1 pm, Dec 16, Feb 17**

## Charlie's Aunt Bag

\$32 - Nancy

Make this neat messenger bag in 1940's utilitarian style with practical pockets and charming button accents.

**Technique:** Bag construction

**Tuesdays, 10 am - noon, Feb 14 & 21**

**OR Thursdays, 10 am - noon, Mar 2 &**

**16**



## Elevated Abstractions

\$48 - Grace

Grace will help you to construct this dramatic modern mountain wall hanging using simple foundation piecing. Learn a skill AND make some really impressive art for your living space!

**Technique:** Foundation paper piecing

**Wednesdays, 2-5 pm, Feb 15 & 22**



## Longarm Quilting

\$24 - Wendy

Up your quilting game by learning how to use a longarm quilting machine. Wendy will show how easy to use and versatile they are. You'll be astonished at how quickly you can complete those quilt tops that have been piling up.

**Technique:** Longarm quilting

**Fridays, 5-8 pm, Dec 16 OR Feb 17**

## Spring Sprouts

\$24 - Noreen

**NEW**

This dazzling quilt is machine appliqued and embroidered! If you've been wanting to learn about this process, now is your chance.

**Technique:** Machine embroidered applique

**Tuesdays, 10 am - 1 pm**

**Dec 6, Jan 31, Feb 7 & Mar 28**



## Adv. English Paper Piecing

\$24 - Claudia

Claudia helps you to build on the basics you learned in Beginning Paper Piecing while you construct a more complex project.

**Fridays, 2-5pm, Jan 20 OR Mar 17**



## What's Happening At The Bee?



Take Me Home

### Previously Loved Machine Sale

January 2nd - 14th



Adopt Me

If you didn't get that new machine you wanted for Christmas, don't despair... it's time for our **Previously Loved Machine Sale!** These babies have been serviced and are ready for you to adopt. They start at \$99 and go all the way up to current top-end machines. Several are Trade-Up machines that have barely been used. They will all be set up in the classroom for you to try them before you buy!

Have you heard about the **Quilting Bee Hive**? It's our Facebook Community Group! It's a space where quilters and makers of all kinds can get together and show off their work, talk about projects they've got in progress, discuss techniques they've found useful, get tips on getting the most from their machines...and the inspiration is a bonus! It's a great place to get positive vibes and super support. Share the love!



We're doing something buzzworthy! Join us at 9:30 am on Wednesday mornings for our Facebook livestream **What's Buzzing at the Bee**. We'll show you our newest fabric lines, kits, samples, notions we love, trunk shows, all kinds of good stuff. If it's buzzworthy, you can hear about it here first! You can also watch on Youtube & Tik Tok!

## What's Happening At The Bee?



January's big excitement is **Primrose**, a Laundry Basket reproduction line in pretty pinks, blues and greens. If it's Laundry Basket, you know it has to be good!



In March we're hoping to see Tim Holtz's new line, **Embark**, which is all on canvas. You may have noticed that we're crazy about bags and totes these days, so we're SUPER excited about these nostalgic canvas prints, such as only Tim Holtz delivers.

December should bring us the newest additions to **Kaffe Fassett's** fabrics, including some luscious shot cottons. So much fabric, so little time!



Wild Woods Lodge should make an appearance in February. This outdoorsy line lets us get cozy with bears and moose and memories in muted blues and greys.





The Bee is now featuring Arrow sewing tables and chairs. Arrow tables are available in many sizes and are modular, so you can have the perfect configuration for your workspace.

The Arrow sewing chairs have been extensively employee tested by us at the Bee and they are SO comfortable, offering back support just where you need it. Plus, the seat lifts to provide you with an extra storage space (for treats?)...what's not to love?!



### Class Policies:

1. Classes fill quickly! Register early to guarantee your space. Class fee is required to register.
2. The Quilting Bee typically accepts only 6 students per class. If a class fills, we can place you on the waiting list and contact you if an additional session is added or if there is a cancellation.
3. If you are unable to attend class, **please call in advance** and we are happy to transfer you to another class or issue a gift certificate! **Please Note:** We can no longer issue gift certificates if a cancellation is made the day of class.
4. Phone registrations are taken with credit or debit card payment only.
5. No children, babies, or cell phones are allowed in class. Please respect the learning environment for yourself, the instructor, and other students.
6. Upon registering, you will be given a supply list for each class. Most **class supply lists are also available on our website**. Read it completely and see what, if any, preparations need to be done ahead of time. Kits are available for some classes and fabric in kits may vary. **Bring basic supplies to every class.**
7. Please put your name or other identifying mark on all supplies you bring to class to prevent mix-ups.
8. **Please arrive no sooner than 15 minutes prior to class time to set up. Classes start on time. Please have supplies purchased prior to class.**
9. If you take 8 QB classes, you will receive one FREE class (up to \$40 value).
10. **STUDENTS RECEIVE A 10% DISCOUNT ON SUPPLIES USED IN CLASS PROJECTS.** This discount is not combined with any other offers or discount, and does not include basic sewing supplies (except for **Beginning Quilting** classes).

**Basic supplies: pins, needles, scissors, rotary cutter, ruler(s), rotary mat, thread, seam ripper**

# CALENDAR PAGE

# CALENDAR PAGE



# CALENDAR PAGE

# CALENDAR PAGE

## What's Happening At The Bee?

Keep an eye out early 2023 for a  
Cotton+Joy Trunk Show!

COTTON AND JOY



**Fran, a Spokane-based pattern and fabric designer, will be showcasing her newest line, South Hill, (Yes, based on Spokane's South Hill) at The Bee! Make sure to follow us on Facebook & our Email List for updates!**

Your mind is a garden. Your thoughts are the seeds. You can grow flowers or you can grow weeds.

– mycupofcocoa.com

## Machine Sewing Club

This is your big chance to join other sewing enthusiasts to make a project and compare machine notes...attend our **FREE Machine Sewing Club!** Projects are **low cost** but big on education and fun.

You will be guided through the project by one of our *wonderful* teachers, who are very experienced, AND get the occasion to chat with other owners about your experiences with your model of machine. A great opportunity to learn some tricks and tips!

## What's Happening At The Bee?

March 6 - 11  
Join us in welcoming  
**Claudia Dinnell**




...as she introduces her newest machine embroidery design, **Patriotic Parade**. With buntings, fireworks, majorettes and Uncle Sam, this lively project evokes the best days of summer.

Spots in this 3-day event (March 6-8) are limited, so sign up quickly!  
**(\$299 + Pattern per 3-day workshop, lunch included)**

“Critter Pack” will be available for \$40.

...also offered, **Summer Lovin’**, a 3-day mini-vacation on the beach. Build a sand castle and watch the dolphins play in this machine embroidered summer extravaganza.

Spots (March 9-11) are available on a first-come first-served basis, so sign up promptly.



OR, if you prefer, **Snow Country**, **Potting Shed**, or **Sewing Room** are also available.

**(\$299 + Pattern per 3-day workshop, lunch included)**

# New Top-of-the-Line Machines Available!



brother

LUMINAIRE 3  
Innov-is XP3

CONTINENTAL M17

HI-DEFINITION  
QUILTING™

**JANOME**  
Reliability by Design



**baby lock**

Solaris VISION



**PFAFF**  
creative icon™ 2





## OPEN AND ASSISTED SEWING

Have projects that you just haven't had time to do? Or perhaps you're stuck at a step that confuses and frustrates you? Or you just want to sew for yourself or someone else in a space with other quilters? We have classes for that too! Please DO call ahead to register as space is limited.

| Class  | Day | Dates                                      | Time       | Fee  |
|--|-----|--|------------|------|
| <b>Bee Stitchin'</b><br><i>Noreen</i><br>Assisted sewing for any project.  | Wed | 12/14, 1/11, 1/25,<br>2/1, 2/15, 3/1, 3/22 | 10:00-3:30 | \$44 |
| <b>Saturday Stitches</b><br><i>Teresa</i><br>Assisted sewing for any project.  | Sat | 12/10, 1/7, 2/4, 3/4                       | 10:00-3:30 | \$44 |
| <b>Stitch Club</b><br><i>No Instructor</i><br>Bring your current hand stitching project and enjoy fellowship while you create. | Mon | 12/26, 1/30, 2/27,<br>3/27                 | 5:00-8:00  | FREE |

## Celebration of Color from Kaffe

### BERNINA 770 QE PLUS Kaffe Edition

INCLUDES AN EXCLUSIVE  
**FREE GIFT  
PACKAGE!\***

See store for details.



\*Availability of gifts, supplies, fees. Exclusions may apply. See BERNINA dealer for details.

**BERNINA** 

## **Machine Service**

An annual Clean, Oil and Adjust keeps your machine in tip-top shape.

We offer same-day service for our out-of-town customers  
**if it is scheduled in advance** with our Tech Department for an  
additional 10% fee.

**WE SERVICE ALL BRANDS!**

Our technicians are capable of servicing any make or model of  
machine, from A-Z and everything in between!

We are authorized repair technicians for  
baby lock, Bernina, bernette, brother, Janome, and Pfaff machines.

We do not currently service industrial machines.

If you want to keep your machine until we are ready to service it, try our “virtual queue!” Just call **(509) 928-6037**, give us your name, machine make/model and contact information. We will contact you when your machine’s turn for service is coming up. Then just drop it off within 7 business days and it will be ready for you in a few days. *Note: if we have to order parts it could take longer.* See you soon, at  
The Bee!

## **MACHINE INSTRUCTION**

**baby lock, Bernina, bernette, brother, Janome and Pfaff**

The Quilting Bee offers instruction classes for machine owners that purchased their machine from our store. These classes help you learn to operate and maintain your serger, sewing, or embroidery machine. They are free of charge and may be taken as often as you feel necessary to get comfortable using your machine.

Looking for fun, fellowship, creative projects, and top-notch instruction? Learn more about your machine by joining one (or all!) of our **Clubs**.

**Please bring your own machine to learn and gain experience with it.**

**If you would like to take our mastery classes but purchased your machine elsewhere, the standard hourly rate will apply for classes listed in this mailer (\$8/hour). If you schedule a one-on-one for instruction, the private lesson rate of \$40/hour will apply.**

**REGISTRATION IS REQUIRED.**

**NOTE - Owner’s classes are all grouped by machine brand and model (ie. A-Line, 8-series, 3-series, etc.) with the exception of embroidery instruction which may be all grouped together within a brand. Please read carefully to ensure you enroll in the proper classes. If you are unsure, we are happy to guide you to the proper class(es).**

**Required Supplies:** Your machine, power cord, foot control, appropriate bobbin, all accessories that came with your machine, **manual**, scissors, thread, and note-taking supplies.

**NOTE: If you do not have a current machine model, please call to inquire about your options. We are happy to accommodate other machines, based on instructor availability, as you may require a one-on-one session.**

Visit us online at: [www.quiltingbeespokane.com](http://www.quiltingbeespokane.com)

**baby lock**

# MACHINE, EMBROIDERY, AND SERGER MASTERY

**brother**

| Class  | Day   | Dates      | Time       |
|--|-------|------------|------------|
| <b>Entry Level Machine Mastery</b><br><i>baby lock (Jubilant, Zeal, Zest, Brilliant, Lyric, and Soprano)</i><br><i>brother (NS80E, PS700, BQ1350, BQ950, NS1750D, PS500)</i>       | Thurs | 12/22      | 10:00-1:00 |
|  | Wed   | 2/1        | 2:00-5:00  |
| <b>Mid Level Machine Mastery</b><br><i>baby lock (Accord, Aventura II, Aria, Crescendo, Aerial and Unity)</i><br><i>brother (N2750DDis, NQ3600DDis, BQ2450, BQ3050, BM5200Dis)</i> | Thurs | 12/29      | 10:00-1:00 |
|  | Fri   | 3/3        |            |
| <b>Mid Level Embroidery Mastery</b>  | Thurs | 12/29      | 1:30-4:30  |
|  | Fri   | 3/3        |            |
| <b>Upper Level Machine Mastery</b><br><i>baby lock (Altair, Destiny II and Solaris)</i><br><i>brother (XJ1Dis, Luminaire)</i>  | Mon   | 2/27       | 10:00-1:00 |
| <b>Upper Level Embroidery Mastery</b>  | Mon   | 2/27       | 1:30-4:30  |
| <b>Upper Level IQ Mastery</b>  | Thurs | 3/2        | 1:00-4:00  |
| <b>Serger/Overlock Mastery</b><br><i>Includes: Acclaim, Evolution, Imagine, Ovation and Triumph</i>  | Tues  | 12/27      | 2:00-5:00  |
|  | Wed   | 3/1        | 10:00-1:00 |
| <b>Cover and Chain Stitching</b>   | Wed   | 12/28, 3/1 | 1:30-4:30  |
| <b>Scan and Cut</b>  | Wed   | 12/28      | 10:00-1:00 |
|  | Sat   | 3/18       | 2:00-5:00  |

Make the most of your yardage. Cut out the larger shapes before turning to the smaller ones. “Even though I try to be super careful and follow the ‘measure twice, cut once’ rule, mistakes can happen,” says Linda. “If I accidentally miscut a larger shape, it’s usually possible to cut a smaller shape out of that oops piece.”

- Linda Pumphrey, quilter, teacher and author

## WANTED

### The Location of Stoopid Chicken

Stoopid Chicken has gotten himself lost in the store! What we need is pictures of where the chicken is! Take a picture or selfie of Stoopid Chicken if you find him, and post it on Facebook or Instagram and tag us in it! Then show it to a Sheriff at the counter!



## REWARD

**1 FREE COTTON FAT QUARTER!**

LIMIT 1 PER WEEK PER PERSON  
@QUILTINGBEEESPokane

# MACHINE, EMBROIDERY, AND SERGER MASTERY

# BERNINA

  
*made to create*

| Class  | Day                     | Dates                   | Time       |
|--|-------------------------|-------------------------|------------|
| 3-Series Mastery                             | Fri                     | 1/27                    | 2:00-5:00  |
|  | Fri                     | 3/3                     | 10:00-1:00 |
| 4/5-Series Machine Mastery: Basic Operation  | Mon                     | 12/5, 1/9, 2/6, 3/13    | 10:00-1:00 |
| 4/5-Series Machine Mastery: Stitch Fun       | Mon                     | 12/12, 1/16, 2/13, 3/20 | 10:00-1:00 |
| 4/5-Series Machine Mastery: Creative Options | Mon                     | 1/2, 1/23, 2/27, 3/27   | 10:00-1:00 |
| 7-Series Machine Mastery: Basic Operation    | Mon                     | 12/5, 1/9, 2/6, 3/13    | 2:00-5:00  |
| 7-Series Machine Mastery: Stitch Fun         | Mon                     | 12/12, 1/16, 2/13, 3/20 | 2:00-5:00  |
| 7-Series Machine Mastery: Creative Options   | Mon                     | 1/2, 1/23, 2/27, 3/27   | 2:00-5:00  |
| Machine Embroidery Mastery                   | Thurs                   | 12/15, 2/16, 3/16       | 10:00-4:30 |
|  | Tues                    | 1/3, 1/24, 2/28, 3/21   |            |
| 880 Mastery                                  | Thur/Fri                | Feb 23 & 24 OR          | 10:00-4:00 |
|  |                         | Mar 30 & 31             |            |
| 820/830 Mastery                              | Please call to schedule |                         |            |
| Bernina Serger Mastery                       | Mon                     | 12/12, 2/13             | 12-4:30    |
| Bernina 890 Mastery                          | Mon                     | 1/16, 3/13              | 12:00-4:30 |
| Bernette Serger Mastery                      | Mon                     | 12/19, 2/20             | 12:00-4:30 |
| Bernina Cover and Chain                      | Fri                     | 1/6, 3/24               | 2:30-5:30  |

## Helpful cutting tip:

Use duct tape to secure the top of your ruler to the cutting mat. No more slipping! Just lift up the bottom of the ruler to remove the cut fabric and place the next piece to be cut.

- Nadine B (APQ)



Start the new year with freshly sharpened scissors -  
Sharp blades make happy sewists!

Scissor Sharpening starts at \$9.95/pair

## Club Classes FREE to Bernina Owners!


# BERNINA

made to create

Looking for fun, fellowship, creative projects, and top-notch instruction? Want to learn more about your machine? Join one (or all!) of our Clubs. **REGISTRATION IS REQUIRED.**

**Required Supplies:** A pattern may be required. Check your specific class supply list.

**Please bring your own machine so you can continue to learn its features.**

| Club  | Day   | Dates                                     | Time        | Project   |
|---|-------|---|-------------|---|
| A Stitcher's Garden<br><i>Designed for Bernina feet/stitches but we welcome all machine brands. This quilt is stunning!</i> | Thurs | 12/8, 1/12, 2/9, 3/2                      | 10:00-12:00 |    |
|   | Mon   | 12/12, 12/19, 1/9, 1/16, 2/13, 2/20, 3/13 | 5:00-8:00   |   |
| Bernina Serger Club   | Fri   | 12/16, 1/20, 2/17, 3/24                   | 10:00-2:00  | <b>Dec:</b> Cookin' w/Color Apron<br><b>Jan:</b> Serger Techniques Pouch<br><b>Feb:</b> Cutting Edge Serger Sheer Scarf<br><b>March:</b> Hanging Wall Pockets |
| Bernina Machine Accessories Workshop  | Wed   | 12/7, 1/18, 2/8, 3/15                     | 2:00-4:00   | <i>Learn how to take advantage of all the creative accessories Bernina provides!</i>  |

## Celebration of Color from Kaffe

### BERNINA 475 QE Kaffe Edition

INCLUDES AN EXCLUSIVE  
**FREE GIFT PACKAGE!**\*

See store for details.



**BERNINA** 

\*Available while supplies last. Exclusions may apply. See BERNINA dealer for details.



## Software Mastery and Specialty Classes

# BERNINA

made to create

Explore the possibilities embroidery offers as you learn the basics of Bernina Embroidery Software. No fee if your software was purchased at the QB, **class registration is required.**  
**Required Supplies:** Software (loaded on your laptop). The Software 8/9 Workbook is provided on our website under the machines tab, or, if you wish, you may print it for class. Please also bring note-taking supplies. **DesignerPlus requires Classes 1-5.**

| Class   |                          |
|---|--------------------------|
| Artlink 8 - Learn how to navigate the embroidery software that comes with the Bernina embroidery module       | Scheduled by Appointment |
| Bernina Toolbox Mastery   | Scheduled by Appointment |
| Software Mastery:   |                          |
| Software 1 - EditorPlus Features - Software Basics, Lettering Basics, Editing a Design, Monogram              | Thurs, 1/5, 2-5 pm       |
| Software 2 - Auto-Digitizing - Redwork, Magic Wand, Auto-Digitizing, PhotoSnap, Convert Artwork to Embroidery | Thurs, 1/12, 2-5 pm      |
| Software 3 - Application Programs Quilter, Cross-Stitch, Portfolio  | Thurs, 1/19, 2-5 pm      |
| Software 4 - Manual Digitizing, Echo Quilting, Applique, Multi-Hooping  | Thurs, 1/26, 2-5 pm      |
| Software 5 - Trapunto, Punchwork, Stumpwork, Calligraphy, Effects   | Thurs, 2/2, 2-5 pm       |
| Designworks   |                          |
| CutWork - PaintWork - CrystalWork Mastery   | Scheduled by Appointment |

Please be aware that **all machine Mastery classes must be completed before attending Software classes.**

Software students should have a strong working familiarity with their machine.

### Software Inspirations

Noreen - \$24

Learn new Bernina software techniques with both a virtual lesson and hands-on computer experience.

**Tuesdays, 10 am - 1 pm OR 2-5 pm**  
 12/13, 1/17, 2/14, 3/14

***Please note that software classes require the use of our projector and are very noise sensitive. Please place cell phones on silent for the duration of class and be respectful of other students.***

# bernette

SWISS DESIGN

**OWNERS  
CLASSES and  
Other Information**

# JANOME

No fee if your machine was purchased from The Quilting Bee.

Class registration is required.

**Please bring:** Your machine and accessories, thread, scissors, and note-taking materials.

| Class   | Day              | Dates      | Time       |
|---|------------------|------------|------------|
| Mechanical Mastery<br>Janome (2212, Jem Gold, Sewist 725, HD3000)<br><b>bernette (Sew and Go 1, 05 Academy, 05 Crafter, 35)</b> | Wed              | 12/7, 1/25 | 10:00-1:00 |
| Entry/Mid Level Mastery<br>Janome (Sewist 740DC, 780 DC, 5300QDC, Skyline S5, Skyline S6)<br><b>bernette (b38)</b>              | Wed              | 12/7       | 2:00-5:00  |
|   | Thurs            | 2/2        | 10:00-1:00 |
| Advanced Machine Mastery<br>Janome (Skyline S7, Skyline S9, 9450QCP, Continental M7, MC15000, Continental M17)                  | Wed              | 1/4        | 10:00-1:00 |
|   | Tues             | 2/21       |            |
| Embroidery Machine Mastery<br>Janome (Skyline S9, 500E, 550E, MC15000, Continental M17)   | Wed              | 1/4        | 2:00-5:00  |
|   | Tues             | 2/21       |            |
| <b>bernette Advanced Sewing (b77, b79)</b>  | Tues             | 2/28       | 10:00-1:00 |
| <b>bernette Embroidery (b70, b79)</b>   | Tues             | 2/28       | 2:00-5:00  |
| All Other Models<br>Janome (HD-9, 6700P, Coverpro 2000/3000)  | Call to Schedule |            |            |



## OWNERS CLASSES and Other Information




# PFAFF

No fee if your machine was purchased from The Quilting Bee.

Class registration is required.

**Please bring:** Your machine and accessories, thread, scissors, and note-taking materials.

| Class   | Day          | Dates                     | Time       |
|---|--------------|---------------------------|------------|
| Entry Level Pfaff Mastery (Select 4.2, Passport 2.0, Passport 3.0)                | Thurs        | 12/8                      | 10:00-1:00 |
|   |              | 2/2                       | 2:00-5:00  |
| Mid Level Pfaff Mastery (Ambition 1.0, Ambition 620, Quilt Ambition 630)          | Thurs        | 12/8                      | 2:00-5:00  |
|   | Tues         | 2/7                       |            |
| Advanced Level Pfaff Mastery (Expression 710, Quilt Expression 720, Creative 4.5) | Thurs        | 1/5                       | 10:00-1:00 |
|   | Wed          | 2/15                      |            |
| Icon Sewing (Performance Icon, Creative Icon)                                     | Tues/<br>Wed | 12/27 & 28,<br>1/31 & 2/1 | 10:00-1:00 |
| Pfaff Embroidery Mastery (Creative 4.5, Creative Icon)                            | Tues/<br>Wed | 12/27 & 28,<br>1/31 & 2/1 | 2:00-5:00  |

| Machine Sewing Club                    | Day   | Dates | Time      | Project  |
|--|-------|-------|-----------|--|
| IQDesigner/MyDesign Center Tablerunner | Thurs | 12/15 | 2:00-5:00 |    |
| Applique Suncatcher                    | Thurs | 1/26  | 2:00-5:00 |  |
| Fringe Flower Bag                      | Thurs | 2/16  | 2:00-5:00 |   |
| Leather Clutch with Decorative Ribbon  | Thurs | 3/16  | 2:00-5:00 |  |

| <b>NEW</b>  | Day  | Dates | Time       |
|---|------|-------|------------|
| Non-Airthread Serger Mastery (Vibrant, B44, B48, 8002D) | Wed  | 12/14 | 2:00-5:00  |
|   | Tues | 2/7   | 10:00-1:00 |

Visit us online at: [www.quiltingbeespokane.com](http://www.quiltingbeespokane.com)

## BLOCK OF THE MONTH Programs

If you haven't tried a Block of the Month...why not?

We have quilts for every fabric, technique, and skill level. Find your favorites and simply start when you are ready. Each month, a new block becomes available...doling out the work in manageable chunks and giving you a beautiful creation at the end.



### **Color Splash** by Wilmington Finished size 87" x 99"

Highlighting batiks in a full spectrum of colors, and black added for contrast, **Color Splash** was designed with fairly simple piecing to showcase various appliquéd motifs – paisleys, leaf-shapes, stems, and “droplets” of color. A striking rainbow of a quilt!

**8-month BOM**

### **Prismatic** by Wilmington Finished size 91" x 91"

Prismatic includes a rainbow of luminous batiks enhanced by black for “glowing” contrast. This glamorous quilt features both square & rectangular blocks. The pattern will include templates for the rectangular triangle units.

**10-month BOM**



### **Sunshine Garden**

In The Beginning  
Finished size 66" x 84"

Absolutely breathtaking! Appliqued colorfully tumbling bouquets framed by abstract lattices and bordered by a multi-hued garden of bright blooms.

**12-month BOM**



## BLOCK OF THE MONTH Programs

These continuing block of the month programs can be joined at any time!

Love bags? Join us for our Bag-OM! A different bag announced each month, choose the ones you like, no committment!

Here are some previous Bag of the Months!



### Birds in Toyland by Piece O'Cake Finished size 60" x 60"

Get ready for (next) Christmas with this adorable appliquéd and embellished quilt! Stitch 13 wool vignettes into a pieced Irish Chain quilt of wovens, all framed with a playful appliquéd vintage Christmas light border. It will be an heirloom for sure!

15-month BOM



## ALPHABETICAL INDEX

|                                       |    |                                     |    |
|---------------------------------------|----|-------------------------------------|----|
| Air Show.....                         | 7  | City Bags.....                      | 10 |
| Adv. English Paper Piecing.....       | 13 | Charlie's Aunt Bag.....             | 13 |
| Around the World.....                 | 7  | Charming Circles Rag Quilt.....     | 10 |
| BL/Bro Machine Mastery.....           | 26 | Clam Up.....                        | 8  |
| BL/Bro Embroidery Mastery.....        | 26 | Claudia Dinnell Workshop.....       | 22 |
| BL/Bro Serger Mastery.....            | 26 | Color Splash BOM.....               | 32 |
| Basting Your Quilt.....               | 3  | Connie Backpack.....                | 10 |
| Bee Stitchin'.....                    | 24 | Covered Rectangular Crates.....     | 10 |
| Beginning English Paper Piecing.....  | 4  | Crazy Quilt Wall Hanging.....       | 10 |
| Beginning Machine Blanket Stitch..... | 3  | Curved Log Cabin.....               | 8  |
| Beginning Machine Embroidery.....     | 4  | Demo Days.....                      | 6  |
| Beginning Quilting.....               | 3  | Developing Walking Foot Skills..... | 4  |
| Beginning T-Shirt Quilt.....          | 7  | Edge to Edge Quilting.....          | 11 |
| Bernette/Janome Machine Mastery.....  | 30 | Elevated Abstractions.....          | 13 |
| Bernette/Janome Serger Mastery.....   | 30 | Embroidery Adventures.....          | 11 |
| Bernina Club Stitcher's Garden.....   | 28 | Fabric Flowers.....                 | 8  |
| Bernina Embroidery Mastery.....       | 27 | Feathers Club.....                  | 8  |
| Bernina Machine Mastery.....          | 27 | Florence Shirt.....                 | 11 |
| Bernina Machine Accessories.....      | 28 | Folded Star Hotpad.....             | 8  |
| Bernina Quilting Rulers.....          | 4  | Free Motion Quilting.....           | 11 |
| Bernina Serger Mastery.....           | 27 | Getting to Know Your Q-Series.....  | 4  |
| Bernina Serger Club.....              | 28 | Gift of the Month.....              | 9  |
| Bernina Software Mastery.....         | 29 | Hand Quilting for Beginners.....    | 5  |
| Bernina Q Series Club.....            | 13 | Holiday Snow Globe.....             | 11 |
| Binding Techniques.....               | 4  | Intro to Hand Applique.....         | 5  |
| Birds in Toyland.....                 | 33 | Isla Duffle.....                    | 11 |
| Bird Song.....                        | 10 | Kaleidoscope Bag.....               | 11 |
| Boomerang.....                        | 8  | Kid's Club.....                     | 7  |
| Bonding with your BSR.....            | 4  | Kids' Sewing Camp.....              | 5  |
| Canada Goose Stuffie.....             | 8  | Kimberbell Clear Blue Tiles.....    | 12 |
| Catch All Caddie.....                 | 10 | Longarm Quilting.....               | 13 |

## ALPHABETICAL INDEX

|                                      |                                |
|--------------------------------------|--------------------------------|
| Machine Accessories Workshop...30    | Sew Together Bag.....12        |
| Machine Sewing Club.....31           | Software Inspirations.....29   |
| Mariner's Compass.....12             | Spinning Stars.....12          |
| Mini Sleigh Basket.....9             | Spring Sprouts.....13          |
| Next Steps.....9                     | Stitch Club.....24             |
| Paper Pieced Forest.....9            | Sunshine Garden BOM.....32     |
| Paper Piecing Party.....12           | Take a Stand Tote.....12       |
| Pfaff Machine Mastery.....31         | Time Warp Tote.....13          |
| Pincushion Threadcatcher.....9       | Vase and Vessels.....9         |
| Previously Loved Machine Sale.... 14 | Westalee Quilting Rulers.....5 |
| Prismatic BOM.....32                 | Wintery Mix.....10             |
| Saturday Stitchers.....24            | Wool Mittens.....13            |
| Scan & Cut Mastery.....26            | Wool Embroidery Stitches.....5 |
| Serger Mastery.....31                |                                |

Follow us to keep up to date with  
events, sales, new products, and more!



Join our Email List!

Visit [quiltingbeespokane.com](http://quiltingbeespokane.com) to sign up!



Follow us on Facebook!

Just search for Quiltingbeespokane



Follow us on Instagram!

We are @Quiltingbeespokane



Subscribe to our Youtube Channel!  
Search for The Quilting Bee Spokane



Follow us on Tik Tok!

We are @TheQuiltingBee

The Quilting Bee, Inc.  
16002 East Broadway  
Spokane Valley, WA 99037  
509-928-6037  
[www.quiltingbeespokane.com](http://www.quiltingbeespokane.com)

# The Quilting Bee

## STORE HOURS

Monday and Friday: 10-8pm  
Tuesday - Thursday: 10-6pm  
Saturday: 10-5pm

*"Sewing Machines, Fabric,  
Classes, and Inspiration"*

## OPEN HOUSE & DEMO DAYS

### December 1-10th

Save 20% off regularly-priced Fabric and:  
Class Supplies

### Mark Your Calendar!!!

Dec 2/3 QB Elves Workshop  
Jan 2 - 14 Previously Loved  
Machine Sale  
Mar 6 - 11 Claudia Dinnell  
Workshops

### STORE CLOSED

Dec 24 @ 3 PM  
Dec 25th  
Dec 31 @ 3 PM  
Jan 1st

Print monthly calendars and  
supply lists at:

[www.quiltingbeespokane.com](http://www.quiltingbeespokane.com)