

The Quilting Bee



Fall 2023

Class & Event Schedule

August-September-October-November



Creating is what sewing is all about. Some sewists want to adhere to exactly what they have seen, while others are more adventurous, designing projects with wild abandon. It's the same here with our staff. Some are happy to reproduce designs while others find ways to create something new and reflective of their own artistic vision.

This mailer we will be celebrating several of our staff and the results of pursuing their artistic passions. Annika specializes in custom quilts and pattern designs. Grace is an eclectic pattern designer with a specialty in stuffed animals. Kate is our resident fabric designer with some new unique fabric soon to be gracing our shelves. Wendell has provided us with great enjoyment bringing us custom embroidery designs on faux leather, cork and even toilet paper. Rebecca is an applique pattern designer with a specialty in wool. We hope you enjoy seeing the results of their efforts as we highlight their great talents.

~ Scot and Treasure



NOTE that classes fill up quickly! Sign up promptly to be sure you get a spot! If you don't get in this time, we'll get you onto a wait list and get you into the next available spot.

PS: If you can't make a class, *please* let us know **ASAP, so we can get the next wait-listed student in.**

If you are unable to make a class and do not cancel before the day of class, we are no longer able to give refunds.

CLASS DESCRIPTIONS

Our goal is to offer all types of classes for all levels of sewist. We offer technique and project classes, machine and software masteries, clubs, and also host special events.

If you are ever unsure if a class will be right for you, we are more than happy to direct you or even put you in touch with the instructor so you can be sure the class will meet your needs.

QUILTING BEE CLASS LISTINGS

Class fees cover your instruction time only.

Additional supplies and a book/pattern will be required. Specific supply lists are available in the store and online and will be provided at the time of class registration.

To help you plan,
evening and weekend classes are listed in **purple!**

BASICS AND TECHNIQUE CLASSES

Suitable for all skill levels

These classes are designed to teach you a specific technique from start to finish. You do not need any experience for these classes! All are hands-on lessons to give you experience and a comfort level with the technique being presented. **ALL BASIC CLASSES ARE SUITABLE FOR BEGINNERS!**

Beginning Quilting

\$150 - Kathy/Denise/Rebecca/Kathryn B.

In **Beginning Quilting** you will learn all you need to know to FINISH a tablerunner in class...fabric selection, rotary cutting, useful tools, sewing a 1/4" seam AND basting, quilting and binding. There will still be homework! (PS. Please bring your own machine for this class.)

Tuesdays, 2 - 5 pm
Aug 22, 29, Sept 12, 19,
& 26

Thursdays, 1 - 4 pm
Sept 7, 14, 28, Oct 5 & 12

Saturdays, 10 am - 1 pm
Sept 9, 16, 30, Oct 7 & 14
OR

Mondays, 5 - 8 pm
Sept 11, 18, 25, Oct 2 & 16



Sure, it's all fun and games...until the bobbin runs out.

Basting Your Quilt

\$20 - Nancy

You've finished your quilt top and don't know what to do next. Let Nancy show you how to baste your top, batting, and backing together prior to quilting. This class is free to our graduating **Next Step** students. (See page 9.)

Tuesday, 10 am - noon, Aug 22 OR
Thursday, 10 am - noon, Nov 16

Beginning Machine Blanket Stitch

\$30 - Teresa

Learn to manage corners, curves and starting, and ending the blanket stitch on your sewing machine. Great for machine applique!

Technique: Machine blanket stitch
Thursdays, 10 - 1 pm, Sept 7 OR Nov 9



Now that autumn is here, I can finally give up on that summer diet that I never started.

BASICS AND TECHNIQUE CLASSES

Beginning Machine Embroidery

\$40 - Teresa



Put your embroidery mod-
ule to use while making a
charming wallhanging from
your choice of our many ma-
chine embroidery patterns.

Hoop, thread, and stabilizers will be
discussed. This is **not a Mastery class**
and assumes you have a working knowl-
edge of your machine.

Prerequisite: Machine Embroidery
Mastery

Technique: Machine embroidery

Wednesdays, 10 am - 2 pm

Sept 6 OR Nov 8

Binding Techniques

\$30 - Teresa

Your quilt is done (YAY
you!) and now it needs a
binding. Learn to calculate
how much fabric you need, how to cut
straight, bias, faux and spiral bindings,
and how to attach the binding to your
quilt. This class is free to our graduating
Next Step students. (See page 9.)

Technique: Binding your quilt

Thursdays, 1:30 - 4:30 pm

Sept 7 OR Nov 9



Beginning EPP Tote

\$30 - Claudia

English paper piecing is back in style!
Join Claudia to learn the basics of this
classic technique (including supplies,
tools, and tricks) as you construct a
simple design.

Fridays, 10 - 1 pm, Aug 18 OR Oct 13

NEW

Bonding With Your BSR/ASR

\$20 - Nancy

Discover how your Stitch Regulator can
up your machine quilting game. You'll be
quilting up a storm in no time!

Technique: Quilting with your BSR/ASR

Wednesday, 10 am - noon, Aug 16 OR

Thursday, 10 am - noon, Oct 26

Developing Your Walking Foot Skills

\$30 - Teresa

Let Teresa show you the skills necessary
to machine quilt with your walking foot.
This class is free to our graduating **Next
Steps** students. (See page 9.)

Technique: Quilting with walking foot

Wednesday, 2:30 - 5:30 pm, Sept 6 OR

Fridays, 2:30 - 5:30 pm, Oct 13 OR

Nov 17

Bernina Q-Series Tips & Techniques

\$20 - Judy H

If you have a Bernina Q-Series machine
and you want to learn all about it...this
is THE class for you! Judy will cover the
basics from threading to maintenance,
plus you'll get free-motion quilting tips
and an overview of Q-Series accessories.

Fridays, 10 am - 12 pm

Aug 11, Sept 15, Oct 13 OR Nov 3

Hand Quilting for Beginners

\$20 - Kathryn

Fascinated with that truly
classic hand-constructed
look? Learn basic hand quilt-
ing techniques and find out
which tools will make this
lovely traditional skill a breeze!

Technique: Hand quilting

Tuesdays, 10 am - noon, Aug 29 OR Oct

31



BASICS AND TECHNIQUE CLASSES

Needleturn Applique

\$20 - Rebecca



New to needleturn applique or just want to improve your needleturn skills? We'll cover needles, thread, useful tools, different types of templates, and how to perfect

your curves, points and skinny stems.

Technique: Needleturn hand applique

Tuesday, 10 am - noon, Oct 3

Westalee Quilting Rulers

\$20 - Nancy

Want to have quick success in your machine quilting?

Learn how quilting rulers will get you on the path to feeling like a pro!



Technique: Westalee Quilting rulers

Wednesday, 10 am - noon, Sept 27

Wool Embroidery Stitches

\$30 - Rebecca

If wool makes your mouth water and you'd like to learn some embroidery stitches that can really make your projects shine, join us!



We'll discuss different

wool fabrics, threads, needles, glues and stabilizers. Oh, and stitches too!

Technique: Hand embroidery stitching

Wednesday, 10 am - 1 pm, Aug 30 OR

Tuesday, 10 am - 1 pm, Oct 24

I only buy fabric for a project I'm working on.

Or when it's on sale.

Or when I have a coupon I need to use. Or because it's pretty.

Or because I want it.

Edge to Edge Quilting

\$80 - Teresa

Learn how the Easy-Connect Quilting technique, combined with specially designed embroidery files, makes it possible to stitch edge-to-edge quilting on your home embroidery machine.

Technique: Embroidery machine quilting

Tuesdays, 10 am-2 pm, Sept 19 & 26 OR

Thursdays, 12 - 4 pm, Oct 5 & 12

"Life starts all over again when it gets crisp in the fall."

- F. Scott Fitzgerald

EXTRAORDINAIRY.

The NEW L 860 Overlocker Machine

with the EXCLUSIVE One-step BERNINA Air Threader for hassle-free, easy threading.



- Easy On-screen Stitch Selection
- Convenient Freearm for Sewing Closed Items
- Legendary BERNINA Stitch Quality
- 100% Designed & Engineered in Switzerland

QB Demo Days!

10am - 4pm

On select days of our Open House, we feature different product demonstrations. Watch the demo and enter a daily drawing for a free class! Purchase the demo item, at 20% off (excludes Laura Star Irons and machines), and get two additional entries for the class giveaway.

Innards



Have you been wondering how to use all those many stabilizers, battings, interfacings...basically, anything that goes between your quilt top and the backing? Claudia will answer all your questions and have samples of the products for you to feel.

**Thursday
Aug 3**

Transparent Vinyl Purse

Most sports and entertainment venues now require the use of transparent bags.

Get ready for your social calendar by making this zippered clear vinyl purse. This project is made entirely in the embroidery hoop so no fussing with zipper feet and Teflon feet is necessary. No embroidery experience needed.

+ Kit Fee



**Friday
Aug 4**

Notions - Marking Tools

It wouldn't be Open House without a demo from Claudia showing us the newest and best loved notions. And you get 20% off the featured notions for attending the demo!! What's not to love?



**Tuesday
Aug 8**

PROJECT CLASSES

These classes are designed to take you down the path to completing a fun project - be it a quilt, table-topper, garment or other fabric craft - while also increasing your sewing knowledge and skills.

Classes are listed by level. Don't forget to check our website for a full-sized, printable monthly layout!

BEGINNER CLASSES - ✂ scissor

Kids' Club

\$25 per session

plus kit, when available

Now that your young sewist has completed our **Kids' Sewing Camp**, what can they tackle next? How about **Kids' Club**, our monthly class for kids with a different kitted project each month! These projects will be useful and fun to construct and will build skills as they give budding artists practice and confidence.

Saturdays, 10 am - 12:30 pm

Aug 19, Sept 16, Oct 14, Nov 18

10 years and older only please

PLEASE NOTE: We find that children focus and learn best without additional adults in the classroom. Please entrust your children to our instructor during their class time.

Thank you!

Beginning T-shirt Quilt

\$40 – Nancy

Make that precious collection of t-shirts into a great graduation gift, memory quilt, or heading-away-from-home gift.



Technique: Quilting with t-shirts

Tuesdays, 10 am - noon, Sept 5 & 12 OR

Wednesdays, 10 am - noon, Nov 1 & 8

City Bag(s)

\$60 - Nancy



If you've been looking for a bag that is truly manageable, this is it.

The City Bags (Uptown, Midtown, or Downtown)

are the same bag in different sizes, and can be completed by anyone with a walking foot.

Technique: Bag construction

Thursdays, 10 am - 1 pm, Aug 10 & 17

Wednesdays, 10 am - 1 pm

Sept 6 & 13 OR Oct 4 & 11

Me at the quilt store...

Should I buy this fabric?

Head: no

Wallet: no

Sewing room: PLEASE no.

Me: I'll take three yards, please.

Feathers Club

\$30 - Kellie Marie

Enjoy the camaraderie of other featherweight lovers while you explore what your machine can do. Learn basic maintenance, tips, and how to use some of the accessories while you construct projects.

Mondays, 1 - 4 pm OR 5 - 8 pm

Aug 28 - Machine Maintenance

Sept 25 - Featherweight Journal

Oct 9 - Suzy's Sack OR

Monday, 1:30 - 4:30 pm OR 5 - 8 pm

Nov 20 - Machine Dust Cover



Gift of the Month

\$20 - Noreen

Make someone - maybe you? - a new gift every month!

Wednesdays, 10 am - noon

Aug 9 - Vintage Bouquet

Sept 13 - Spooky Spider

Oct 4 - Turkey Trot Runner

Nov 15 - Kinsley Topper



Liana Bowler Bag

\$60 - Kathy W.



A roomy bowler style bag with plenty of pockets that's simple to construct and looks fabulous with a cork bottom.

Tuesdays, 2 - 5 pm

Aug 22 & 29 OR Oct 24 & 31

Machine Embroidery Workshop

\$70 - Teresa

Stitch a machine embroidery design of your choice while learning about how stabilizers and batting affect your finished project. Bring a new or in-process project.

Wednesdays, 10 am - 5 pm

Aug 16, Sept 20, Oct 25, OR Nov 15



Mondo Bag

\$60 - Denise

Use pre-printed fusible interfacing to get perfectly matched seams on this spacious bag. A great scrap buster!

Tuesdays, 2 - 5 pm, Nov 7 & 14



Pot Pinchers

NEW

\$30 - Teresa



Don't let the size of these handy little mitts fool you... they are BIG when it comes to taking on hot pots and dishes.

Great for a hostess gift!

Tuesdays, 1:30 - 4:30 pm

Aug 15 OR Oct 10

Pincushion Threadcatcher

\$30 - Kathy W.

This handy pincushion/threadcatcher is finished in one class. You'll want to make one for every place you sew and maybe for your friends too!

Tuesday, 2 - 5 pm, Sept 26 OR

Wednesday, 2 - 5 pm, Nov 29



Redwood Tote

NEW

\$40 - Kathryn M.

A mid-sized crossbody tote with front zippered pocket, back slip



pocket, zip top closure and reinforced base. This will be your go-to bag for everyday use!

Technique: Bag construction

Thursdays, 10 am - 2 pm, Aug 31 OR

Nov 16

"I'm not a fabric hoarder. I am the curator of an extensive textile collection." - Unknown

Next Steps:

\$60 - Kathy, Kathryn B., Denise

The classes listed below are designed for the beginning quilter with some sewing experience who wants to pursue a simple project for the next step in their quilting journey. Upon completion of these projects, coupons for **Basting Your Quilt, Developing Your Walking Foot Skills, and Binding Techniques** will be awarded.

Easy Street - Kathy W.

A simple-to-piece lap quilt with a modern vibe. Great for those large scale prints.

Mondays, 5 - 8 pm

Oct 23 & 30



Sky Diamonds - Kathryn B.

This high contrast quilt makes for an easy dazzler.

Saturdays, 10 am - 1 pm

Oct 28 & Nov 4



Solar Flare- Kathy W.

A modern stunner that looks so much harder than it really is!

Wednesdays, 2 - 5pm, Sept 20 & 27



Spice Cake - Denise

Simple and smart, you get a lot of quilt for a little work!

Tuesdays, 2 - 5 pm, Oct 3 & 10




(Please bring your own machine for these classes.)

“The secret to living the life of your dreams is to start living the life of your dreams today, in every little way you possibly can.” -Mike Dooley

Orange Blossom Quilt

NEW



\$40 - Claudia

Orange Blossom has a new way to create the Orange Peel with a playful 4-patch in the middle of each block. You won't believe how EASY curves can be!

Technique: Curved piecing

Fridays, 10 am-2 pm

Sept 8 OR Nov 17

Ribbons Runner

NEW

\$40 - Claudia

This pretty runner can feature any genre of fabric, from modern to holiday, and would be a charming addition to your table.

Technique: Machine piecing

Fridays, 2 - 6 pm

Aug 18 OR Oct 13



Take Four Placemats

\$30 - Kathy W.



Finish a set of four placemats in an afternoon! Consider making a set for every season or for gifts.

Technique: Machine piecing

Tuesday, 10 am - 1 pm, Aug 22 OR

Wednesday, 2 - 5 pm, Nov 1



Bargello Tree Skirt **NEW**

\$40 – Teresa

Quilt as you go technique sewing together 2 ½" strips in a bargello style and "sew by number pattern technique". A fun and easy tree skirt in your choice of fabrics.



Friday, 2:30 - 6:30 pm, Sept 8

BQ5 Quilt **NEW**

\$40 - Claudia



A great quilt for those big prints, choose one off-center focus fabric or many. Accent with a pinwheel and a splash.

Technique: Machine piecing

Mondays 10 am-2 pm, Aug 21 OR

Wednesday, 1 - 5 pm, Oct 4

Bum Bag **NEW**

\$60 – Nancy

The Bum Bag is an everyday fanny pack - perfect for errands, nights out and vacations alike! This belt bag features a front zipper closure, a back zipper pocket and two inside credit card pockets.



Technique: Bag construction

Tuesdays, 10 am-1 pm, Oct 10 & 17 OR

Mondays, 10 am-1 pm, Nov 13 & 20

Cracked Glass Tablerunner

\$60 - Noreen

If you've been hankering to try the stained glass look, join Noreen to learn this versatile technique while creating this attractive tablerunner.



Technique: Stained glass

Tuesdays, 10 am-1 pm, Aug 22 & Sept 5 OR

Wednesdays, 10 am-1 pm,

Oct 25 & Nov 1

Crazy Quilt Wall Hanging



\$60 – Rebecca

Study block construction, fabric placement, stitching, ribbon embroidery and embellishment: everything

you need to know to take this art from daunting to do-able!

Technique: Crazy quilting

Thursdays, 10 am - noon

Sept 28, Oct 5 & 12

Camden Street Satchel **NEW**

\$40 - Nancy

This handsome bag is perfect to grab and go. Includes an inner zippered pocket to keep items secure and an easily accessible back slip pocket to keep your items handy.



Mondays, 10 - noon, Aug 14 & 21 OR

Wednesdays, 10 - noon, Oct 18 & 25

Crossbody Bag **NEW**

\$40 - Nancy



This bag features an adjustable crossbody strap, zipper pockets, an exterior slip pocket, boxed

bottom, and it's all done with 2 fat quarters. Perfect size for traveling or everyday use.

Thursdays, 10 - noon

Sept 7 & 14 OR Nov 2 & 9

Curvy Girls BOM

\$30 - Kathryn M.

Do you need a bit of support for your curves? NO, it's not a garment, it's the Wonder Curve Ruler! Kathryn will lead you through constructing a new curvy block every month.

Technique: Curved piecing

Thursdays, 2 - 5 pm

Aug 17, Sept 28, Oct 12, Nov 9

Diamond Daze

\$40 - Wendy

The new Quick Straight Ruler by Sew Kind of Wonderful makes this modern gem of a quilt fun and simple to construct. Wendy will give you all the tips you need!

Technique: Using Quick Straight Ruler

Saturday, 10 am - 2 pm, Sept 16



Embroidery Adventures

\$30 - Teresa

A different project each month keeps your approach to your embroidery machine fresh and fun.

Tuesdays, 10 am - 1 pm

Aug 15 - Flippin' Out

Sept 5 - Pie Please Hotpads

Oct 10 - Halloween Tea Towels

Nov 7 - Placemats



Fabric Bucket

\$30 - Nancy

This bucket is perfect for your sewing room or any other room. And is perfect for a gift!

Technique: Bag construction

Monday, 10 am - 1 pm, Oct 30

OR Tuesdays 10 am - 1 pm, Nov 28

Fabric Folding Tote **NEW**

\$30 - Claudia

Add to your quilting skills with fabric folding. Learn the basics of origami with fabric while creating a useful tote bag.

Tuesdays, 2 - 5 pm, Sept 19 OR Nov 7

Ferris Fanny Pack

\$40 - Wendy

NEW

Fanny pack in three sizes!

This simple bag features a zipper pocket, zipper top closure, an adjustable strap, and is fully lined.

Technique: Bag construction

Saturday, 10 pm - 2 pm, Nov 4



Free Motion Quilting

\$30 - Wendy

Learn how to free motion quilt on your home sewing machine. This class is hands on!

Technique: Free motion quilting

Mondays, 5 - 8 pm

Aug 21, Pebbles, swirls AND leaves

Sept 18, Rulerwork

Oct 2, Wavy lines

Nov 13, Feathers

OR Saturday, Sept 9 (Condensed classes.)

10 am - 1 pm Pebbles, swirls & leaves

AND Rulerwork OR

2 - 5 pm Wavy lines & Feathers

(Please bring your own machine for these classes.)

Gnome Wall Hanging

\$30 - Noreen

Who doesn't get a kick out of these funny fellows? Make an enchanting machine appliqued wall hanging to bring cheer to any room in your home.

Technique: Machine applique

Thursdays, 10 am - 1 pm

Sept 28, Nov 2 OR

Monday, 10 am - 1 pm, Oct 30



Happy Thanksgiving. Remember to set your scales back by ten pounds this weekend.

Haralson Crossbody Belt Bag



\$40 – Nancy

NEW

Compact and easy to wear across the front or back of the body. A great bag for travel and security. Choose between

multiple flap hardware closure options for maximum versatility.

Technique: Bag construction

Mondays, 10 am - noon, Sept 11 & 18

OR Tuesdays, 10 am - noon, Nov 7 & 14

Highland Coo Cuddle Quilt

\$40 – Grace

NEW

Let's get mooving on this udderly adorable quilt! Using cuddle for the shaggy coat makes it extra snuggly.



Technique: Piecing with cuddle

Mondays, 2 - 4 pm, Aug 21 & 28 OR

Tuesdays, 2 - 4 pm, Nov 14 & 21

Ikina Two Jacket

\$40 – Grace



Construct this jaunty loose-fitting kimono-style jacket with a narrow front band and accent trim, patch pockets, three-quarter-length sleeves,

and side vents.

Technique: Garment construction

Thursday, 1 - 5 pm, Aug 31 OR

Tuesday, 1-5 pm, Oct 31

Kimberbell Clear Blue Tiles

\$30 – Teresa

Quilt your projects in-the-hoop with Kimberbell Clear Blue Tiles.

Technique: Quilting in the hoop

Monday, 12:30 - 4:30 pm,

Sept 18 OR

Wednesday,

10 am - 2 pm, Oct 18

12



Longarm Quilting

\$30 – Wendy

Enhance your quilting by learning how to use a longarm quilting machine. You'll be astonished at how quickly you can complete those quilt tops that have been piling up.

Technique: Longarm quilting

Monday, 5 pm - 8 pm, Oct 30

Paper Piecing Party



\$30 – Grace

Your monthly opportunity for guided foundation paper piecing assistance. Grace will offer a new, **free** block pattern each month. Beginners and experienced Foundation Paper Piecers alike are welcome.

Technique: Paper piecing

Wednesdays, 10 am - 1 pm

Aug 30, Sept 27, Oct 11, Nov 15

Pincushion Party

NEW

\$20 – Claudia

We must have a dozen pincushions each and STILL don't have enough! Join Claudia to create a different pincushion each month.

Technique: Machine piecing

Saturdays, 10 am - noon

OR 1 - 3 pm

Sept 9 - Civil War Star

Oct 14 - Clip Pinnie OR

Nov 18 - TBA



I don't run from my problems.

I quilt...and ignore them like a normal adult.

Quilt As You Go Tree Skirt

\$40 - Teresa



Create a 40in diameter tree skirt using this pattern and the included fabric-cutting template. Pattern is printed

on batting for easy sew-by-number construction. A great addition to your holiday decor!

Technique: Quilt As You Go


Wednesday, 2 - 6 pm, Sept 27 OR

Monday, 12:30 - 4:30 pm, Nov 20

Sparrows Tablerunner

\$40 - Claudia

Make these sweet birds into a charming tablerunner using your style of fabrics, whether traditional or modern.



Technique: Machine piecing

Fridays, 10 am - 2 pm, Sept 15 OR

Nov 3

Sleepy Fox Wall Hanging

\$40 - Grace



A small quilt with big charm, this pieced and machine-applied wall hanging is

perfect to decorate a child's room or to hang anywhere needing a bit of joy.

Saturday, 1 - 5 pm, Aug 19 OR

Friday, 1 - 5 pm, Oct 13



The Moth Quilt

\$60 - Grace

Even if you're not a fan of insects, this paper pieced moth is so elegant it will make a real statement in your decor.



Technique: Paper piecing

Tuesdays, 2 - 5 pm

Aug 22 & 29 OR Oct 3 & 10

The Mountains Are Calling

\$40 - Kathy W.

This quilt is a lap-sized (or a wall hanging) invitation to ponder the great outdoors while you stay nice and snug.

Kathy will guide you through the piecing and placement to make this a favorite.

Technique: Machine piecing

Mondays, 2 - 4 pm, Aug 21 & 28 OR

Wednesdays, 2 - 4 pm, Oct 18 & 25

b79 YAYA HAN EDITION

Everything you need to unleash your creativity!



INCLUDES

- BERNINA Embroidery Software 9 Creator
- Presser Foot Set
- 3 Embroidery Hoops
- 276 Embroidery Designs

bernette

What's Happening At The Bee?



Previously Loved Machine Sale August 1st - 12th



Yes, it's time for our **Previously Loved Machine Sale**! These babies have been serviced and are ready for you to adopt. They start at \$99 and go all the way up to current top-end machines. Several are Trade-Up machines that have been barely used. They will all be set up in the classroom for you to try before you buy!

Have you heard about the **Quilting Bee Hive**? It's our Facebook Community Group! It's a space where quilters and makers of all kinds can get together and show off their work, talk about projects they've got in progress, discuss useful techniques and get tips on getting the most from their machines. The inspiration is a bonus! It's a great place to get positive vibes and super support.



Share the love!



We're doing something buzzworthy! Join us at 9:30 am on Wednesday mornings for our Facebook livestream **What's Buzzing at the Bee**. We'll show you our newest fabric lines, kits, samples, notions we love, trunk shows, all kinds of good stuff. If it's buzzworthy, you can hear about it here first! You can also watch on Youtube & TikTok!

What's Happening At The Bee?



Reminiscent of a watercolor painting, *Hoffman's Cabin In The Woods* line of outdoorsy prints in smoky blues and greens is sure to charm our nature enthusiasts. We hope to see it arrive in late August.

Expected in September, **Midnight In The Jungle** by *Robert Kaufman*, is a modern take on the jungle theme. This line's vibrant blues and greens, with a touch of melon create an intriguing contrast. It will have you howling for more!



And...wait for it...another Tula Pink line should be here in October!

Besties, by *Free Spirit*, shows off some of our favorite adorable animal friends in Tula's signature bright colors. Be sure to keep your eyes open for our announcements, as this line is certain to go fast!

Cretaceous, by *Riley Blake*, is an appealing dinosaur line for our young guests to enjoy. Its calm nature-inspired hues are sure to attract. It's even educational, with the names of the various dinosaurs clearly listed! Due to arrive in November, it could be a lovely Christmas gift!



The Quilting Bee is now a...



Handi Quilter

OFFICIAL RETAILER



We are extremely happy to announce that we have added Handi Quilter Longarm Machines to our machine lineup! These quilting machines provide excellent value, reliability, and fun for quilters looking to finish their own quilts or start their own business!

Come by and try these machines out in-person!

Class Policies:

1. Classes fill quickly! Register early to guarantee your spot. Payment of the class fee is required to register.
2. The Quilting Bee typically accepts only 6 students per class. If a class fills, we can place you on the waiting list and contact you if an additional session is added or if there is a cancellation.
3. If you are unable to attend class, **please call in advance**. We are happy to transfer you to another class or issue a gift certificate! **Please Note:** we can no longer issue gift certificates if a cancellation is made the day of class.
4. Phone registrations are taken with credit or debit card, or gift card payment only.
5. No children, babies, or cell phones are allowed in class. Please help create a respectful learning environment for yourself, the instructor, and other students.
6. Upon registering, you will be given a supply list for each class. Most **class supply lists are also available on our website**. Read it completely and see what, if any, preparations need to be done ahead of time. Kits are available for some classes and fabric in kits may vary. **Bring basic supplies* to every class.**
7. Please put your name or other identifying mark on all supplies you bring to class to prevent mix-ups.
8. **Please arrive no sooner than 15 minutes prior to class time to set up. Classes start at listed time. Please have supplies purchased prior to class.**
9. If you take 8 QB classes, turn in your class card to receive one FREE class (up to \$40 value).
10. STUDENTS RECEIVE A 10% DISCOUNT ON SUPPLIES USED IN CLASS PROJECTS. This discount is not combined with any other offers or discount, and does not include basic sewing supplies (except for **Beginning Quilting** classes).

***Basic supplies: pins, needles, scissors, rotary cutter, ruler(s), rotary mat, thread, seam ripper**

CALENDAR PAGE

CALENDAR PAGE

CALENDAR PAGE

CALENDAR PAGE

What's Happening At The Bee?

QB Elves

December 1st or 2nd

10 am - 4 pm

Create several surprise projects during this festive and fun annual event! Lunch and all materials included. (Limited to 25 participants per day, so sign up early!)

\$125



**Fran Gulick
Trunk Show
Fri Sept 29
10am - 3pm**

Come see Cotton & Joy's newest Fabric line "Moonchild" and her amazing quilt patterns!



QB Annual Sidewalk Sale

Aug 24 - 26

Don't miss our biggest fabric sale of the year with hundreds of bolts on deep discount!



What's Happening At The Bee?



Choose Joy OESD Event
Friday and Saturday,
Sept 22 & 23
10 am - 5 pm
\$199

Join us for our new two-day, hands-on event: "Choose Joy"! You'll learn how much fun it is to make a tiling scene while creating a twinkling wall hanging. You'll also get to create a Freestanding Applique element that can be switched out for the season! OESD's events always sell out quickly, so be sure to sign up today!



Whatnot is a livestream shopping app, but unlike our What's Buzzing at the Bee Facebook Live, you can buy anything we show you in the app instantly and have it shipped to you!

Every Wednesday at 4pm, we will be showing dozens of our favorite kits, patterns, and other new arrivals!

Visit our website at quiltingbee-spokane.com which includes instructions for how to download the app, sign up, and follow @thequiltingbee.

The Quilting Bee

Quilt Kits, Bag Kits,
Patterns, and more!



@thequiltingbee

Every Wednesday at 4pm PST!

Live on whatnot

What's Happening At The Bee?

QB Creators

Nov 10 & 11

10 am - 3 pm

Come join our QB staff who have made their own quilt patterns, project patterns, and fabric! It will be a super-fun showcase of their original work, come out and support them!



WSQ Quilt Show

Oct 20 - 22

Join us at the annual Washington State Quilt Show! There will be hundreds of amazing quilts on display. We will be demoing dozens of our favorite sewing, embroidery, and quilting machines with some of the best deals of the year!



Machine Sewing Club

This is your big chance to join other sewing enthusiasts in making a project and comparing machine notes...attend our **FREE Machine Sewing Club!** Projects are **low cost** but big on education and fun.

You will be guided through the project by one of our *wonderful* teachers AND get the opportunity to chat with other owners about your experiences with your model of machine. A great opportunity to learn some tips and trick!

(See page 31 for dates.)

OPEN AND ASSISTED SEWING

Have projects that you just haven't had time to do? Perhaps you're stuck at a step that confuses and frustrates you? Or you just want to sew in a space with other quilters? We have classes for that too! Call ahead to register as space is limited.

Class	Day	Dates	Time	Fee
Bee Stitchin' <i>Noreen</i> Assisted sewing for any project.	Wed	8/16, 9/6, 9/20, 10/18, 11/29	10:00 - 3:30	\$55
Saturday Stitchers <i>Teresa</i> Assisted sewing for any project.	Sat	8/5, 9/30, 10/7, 11/18	10:00 - 3:30	\$55
Stitch Club <i>No Instructor</i> Bring your current hand stitching project and enjoy fellowship while you create.	Mon	8/28, 9/25, 10/23, 11/27	5:00 - 8:00	FREE
	Fri	8/11, 9/8, 10/6, 11/17	3:00-6:00	
Free Sew Day <i>No Instructor</i> Bring a project that you're working on and use our classroom to have a sew day!	Fri	9/1, 11/24	10:00 - 7:00	FREE
	Sat	9/2, 11/25	10:00 - 4:00	
	Mon	11/6	10:00 - 4:00	



Exclusive Gift
FREE
with Purchase!
Package worth over \$2,400*
when you purchase the new BERNINA 790 PRO.



*Available while supplies last. Exclusions may apply. See BERNINA Dealer for details.

made to create **BERNINA**

Machine Service

An annual clean, oil and adjust keeps your machine in tip-top shape.

We offer same-day service for our out-of-town customers **if it is scheduled in advance** with our Tech Department for an additional 10% fee.

WE SERVICE ALL BRANDS!

Our technicians are capable of servicing any make or model of machine, from A-Z and everything in between!

We do not currently service industrial machines.

We are authorized repair technicians for baby lock, Bernina, bernette, brother, Janome, HandiQuilter and Pfaff machines.

If you want to keep your machine until we are ready to service it, try our "virtual queue!" Just call (509) 928-6037, give us your name, machine make/model and contact information. We will contact you when your machine's turn for service is coming up. Then just drop it off within 7 business days and it will be ready for you in a few days. *Note: if we have to order parts it could take longer.*

See you soon, at The Bee!

MACHINE INSTRUCTION

baby lock, Bernina, bernette, brother, Janome, Handi Quilter & Pfaff

The Quilting Bee offers instruction classes for machine owners that purchased their machine from our store. These classes help you learn to operate and maintain your serger, sewing, or embroidery machine. They are free of charge and may be taken as often as you feel necessary to get comfortable using your machine.

Looking for fun, fellowship, creative projects, and top-notch instruction? Learn more about your machine by joining one (or all) of our **Clubs!**

Please bring your own machine to learn and gain experience with it.

If you would like to take our mastery classes but purchased your machine elsewhere, the standard hourly rate will apply for classes listed in this mailer (\$10/hour). If you schedule a one-on-one for instruction, the private lesson rate of \$40/hour will apply.

REGISTRATION IS REQUIRED.

NOTE - Mastery classes are grouped by machine brand and model (i.e. 8-series, 3-series, etc.) with the exception of embroidery instruction which may be grouped together within a brand. Please read carefully to ensure you enroll in the proper classes. If you are unsure, we are happy to guide you to the proper class(es).

Required Supplies: Your machine, power cord, foot control, appropriate bobbin, all accessories that came with your machine, **manual**, scissors, thread, and note-taking supplies.

NOTE: If you do not have a current machine model, please call to inquire about your options. We are happy to accommodate other machines based on instructor availability, as you may require a one-on-one session.

Visit us online at: www.quiltingbeespokane.com

baby lock

MACHINE, EMBROIDERY, AND SERGER MASTERY

brother

Class	Day	Dates	Time
Entry Level Machine Mastery <i>baby lock (Jubilant, Zeal, Zest, Brilliant, Lyric, and Soprano)</i> <i>brother (NS80E, PS700, BQ1350, BQ950, NS1850D, PS500)</i>	Tues	8/29	10:00-1:00
	Wed	10/4	2:00-5:00
Mid Level Machine Mastery <i>baby lock (Aurora, Bloom, Ballad, Chorus, Aerial and Lyric)</i> <i>brother (N2850D, NQ3700D, BQ2450, BQ3050, BM5200Dis)</i>	Wed	8/30	2:00-5:00
		10/11	10:00-1:00
Mid Level Embroidery Mastery	Thurs	8/31	2:00-5:00
		10/12	10:00-1:00
Upper Level Machine Mastery <i>baby lock (Aerial, Altair, and Solaris)</i> <i>brother (Stellaire, Luminaire)</i>	Wed	9/6, 11/1	2:00-5:00
Upper Level Embroidery Mastery	Thurs	9/7, 11/2	2:00-5:00
Upper Level IQ Mastery	Thurs	9/14	10:00-1:00
	Wed	11/8	2:00-5:00
Serger/Overlock Mastery <i>Includes: Acclaim, Accolade, Victory, and Triumph</i>	Wed	9/13	2:00-5:00
	Thurs	11/9	2:00-5:00
Cover and Chain Stitching	Wed	10/25	2:00-5:00
Scan and Cut	Thurs	8/31	10:00-1:00

baby lock

0% Interest
FOR UP TO 72 MONTHS



OCTOBER 5TH - 14TH, 2023

24 MONTHS ON PURCHASES OF \$2,000 OR MORE
48 MONTHS ON PURCHASES OF \$3,000 OR MORE
60 MONTHS ON PURCHASES OF \$4,000 OR MORE
72 MONTHS ON PURCHASES OF \$8,000 OR MORE

*WITH YOUR SEWING IS MORE CREDIT CARD. AVAILABLE AT PARTICIPATING RETAILERS IN THE UNITED STATES.

WANTED

The Location of Stoopid Chicken
Stoopid Chicken has gotten himself lost in the store! What we need is pictures of where the chicken is! Take a picture or selfie of Stoopid Chicken if you find him, and post it on Facebook or Instagram and tag us in it! Then show it to a Sheriff at the counter!



REWARD
1 FREE COTTON FAT QUARTER!
LIMIT 1 PER WEEK PER PERSON
@QUILTINGBEESEPOKANE

MACHINE, EMBROIDERY, AND SERGER MASTERY

BERNINA

made to create

Class	Day	Dates	Time
3-Series Mastery	Fri	9/8	10:00-1:00
4/5-Series Machine Mastery	Mon	8/7, 8/14 & 8/21 9/11, 9/18 & 9/25 10/2, 10/16 & 10/23 11/13, 11/20 & 11/27	10:00-1:00
7-Series Machine Mastery: Basic Operation	Mon	8/7, 8/14 & 8/21 9/11, 9/18 & 9/25 10/2, 10/16 & 10/23 11/13, 11/20 & 11/27	2:00-5:00
Machine Embroidery Mastery	Thurs	8/17, 9/14, 10/5, 11/16	10:00-4:30
880 Mastery	Thur/Fri	10/26 & 10/27	10:00-4:00
Bernina Serger Mastery (L450/460, L850)	Fri	8/18	10:00-2:30
	Mon	10/16	12:00-4:30
	Thurs	10/26	
Bernina L860/890 Mastery	Mon	8/14, 10/9	12:00-4:30
bernette Serger Mastery	Mon	9/11, 11/13	12:00-4:30
Bernina Cover and Chain	Thurs	9/28	12:00-4:30

Bernina Q-Matic Software Skills

\$25 – Judy

Expand your knowledge of the Q-Series machines and Q-Matic software.
This class is a great way to gather tips and tricks to improve your longarm quilting.

Fridays, 10 am - 12:30 pm
Aug 18, Sept 29, Oct 27, Nov 17



Start a new project with freshly sharpened scissors;
sharp blades make happy sewists!

Scissor sharpening starts at \$10.99/pair

expression™ line
Where innovation and
durability meet.



GET DETAILS

PFAFF
Perfection starts here.™

Club Classes FREE to Bernina Owners!


BERNINA

made to create

Looking for fun, fellowship, creative projects, and top-notch instruction? Want to learn more about your machine? Join one (or all) of our Clubs! **REGISTRATION IS REQUIRED.**

Required Supplies: A pattern may be required. Check your specific class supply list.

Please bring your own machine so you can continue to learn its features.

Club	Day	Dates	Time	Project
Stitcher's Garden <i>Designed for Bernina feet/stitches but we welcome all machine brands. This quilt is stunning!</i>	Mon	8/14, 9/11, 9/18, 10/9, 10/16, 11/13, 11/20	5:00-8:00	
	Tues	9/5, 11/7	1:30-4:30	
		10/3	2:00-5:00	
Bernina Serger Club	Fri	9/8, 10/13, 11/17	10:00 -2:00	Aug: Laptop Travel Case Sept: Piped Bolster Pillow Oct: Woven Basket Nov: Christmas Stocking
Bernina Machine Accessories Workshop	Wed	8/9, 9/13, 10/4, 11/15	2:00-4:00	<i>Learn how to take advantage of all the creative accessories Bernina provides!</i>

A Celebration of Color from Kaffe

BERNINA 570 QE

Kaffe Special Edition
with Embroidery Module

INCLUDES AN EXCLUSIVE
**FREE GIFT*
PACKAGE!**



BERNINA

*Available while supplies last. Registration req. apply. See BERNINA Dealer for details.

Software Mastery and Specialty Classes

BERNINA

made to create

Explore the possibilities embroidery offers as you learn the basics of Bernina Embroidery Software. No fee if your software was purchased at the QB, **class registration is required.**
Required Supplies: Software (loaded on your laptop). The Software 8/9 Workbook is provided on our website under the machines tab, or, if you wish, you may print it for class. Please also bring note-taking supplies. **DesignerPlus requires Classes 1-5.**

Class	
Artlink 8 - Learn how to navigate the embroidery software that comes with the Bernina embroidery module	Scheduled by Appointment
Bernina Toolbox Mastery	Scheduled by Appointment
Software Mastery:	
Software 1 - EditorPlus Features - Software Basics, Lettering Basics, Editing a Design, Monogram	Tues, 9/19, 10 am - 1 pm
Software 2 - Auto-Digitizing - Redwork, Magic Wand, Auto-Digitizing, PhotoSnap, Convert Artwork to Embroidery	Tues, 9/26, 10 am - 1 pm
Software 3 - Application Programs - Quilter, Cross-Stitch, Portfolio	Tues, 10/3, 10 am - 1 pm
Software 4 - Manual Digitizing, Echo Quilting, Applique, Multi-Hooping	Tues, 10/24, 10 am - 1 pm
Software 5 - Trapunto, Punchwork, Stumpwork, Calligraphy, Effects	Tues, 10/31, 10 am - 1 pm
Designworks	
CutWork - PaintWork - CrystalWork Mastery	Scheduled by Appointment

Please be aware that **all machine mastery classes must be completed before attending software classes.**

Software students should have a strong familiarity with their machine.

Software Inspirations

Noreen - \$30

Learn new Bernina software techniques with both a virtual lesson and hands-on computer experience.

Tuesdays, 10 am - 1 pm OR 2 - 5 pm
8/15, 9/12, 10/17, 11/21

Please note that software classes require the use of our projector and are very noise sensitive. Please place cell phones on silent for the duration of class and be respectful of other students.

bernette

SWISS DESIGN

OWNERS CLASSES and Other Information

JANOME

No fee if your machine was purchased from The Quilting Bee.

Class registration is required.

Please bring: Your machine and accessories, thread, scissors, and note-taking materials.

Class	Day	Dates	Time
Mechanical Mastery Janome (2212, Jem Gold, Sewist 725, HD3000) bernette (Sew and Go 1, 05 Academy, 05 Crafter, 35)	Sat	8/5	10:00-1:00
Entry/Mid Level Mastery Janome (Sewist 740DC, 780 DC, 5300QDC, Skyline S5, Skyline S6) bernette (b38)	Thurs	8/17	10:00-1:00
	Sat	10/14	2:00-5:00
Advanced Machine Mastery Janome (Skyline S7, Skyline S9, 9450QCP, Continental M7, MC15000, Continental M17)	Mon	9/18	10:00-1:30
	Thurs	11/2	
Embroidery Machine Mastery Janome (Skyline S9, 500E, 550E, MC15000, Continental M17)	Mon	9/18	2:00-5:00
	Thurs	11/2	
bernette Advanced Sewing (b77, b79)	Mon	9/25	10:00-1:30
	Sat	11/4	
bernette Embroidery (b70, b79)	Mon	9/25	2:00-5:00
	Sat	11/4	
All Other Models Janome (HD-9, 6700P, Coverpro 2000/3000)	Call to Schedule		



OWNERS CLASSES and Other Information




PFAFF

No fee if your machine was purchased from The Quilting Bee.

Class registration is required.

Please bring: Your machine and accessories, thread, scissors, and note-taking materials.

Class	Day	Dates	Time
Entry Level Pfaff Mastery (Select 4.2, Passport 2.0, Passport 3.0)	Fri	8/18	10:00-1:00
	Wed	10/4	
Mid Level Pfaff Mastery (Ambition 1.0, Ambition 620, Quilt Ambition 630)	Tues	9/19	2:00-5:00
		10/10	10:00-1:00
Advanced Level Pfaff Mastery (Expression 710, Quilt Expression 720, Creative 4.5)	Wed	9/27	2:00-5:30
		11/8	10:00-1:30
Icon Sewing (Performance Icon, Creative Icon 1 and 2)	Tues/ Wed	8/1 & 8/2	10:00-1:00
	Fri/Sat	10/6 & 10/7	
Pfaff Embroidery Mastery (Creative 4.5, Creative Icon 1 and 2)	Tues/ Wed	8/1 & 8/2	2:00-5:00
	Fri/Sat	10/6 & 10/7	

Machine Sewing Club	Day	Dates	Time	Project
Reverse Applique Sweatshirt	Thurs	8/17	2:00-5:00	
Serger Tote Bag	Thurs	9/14	2:00-5:00	
Weathervane Table Runner	Thurs	11/16	2:00-5:00	

	Day	Dates	Time
Non-Airthread Serger Mastery (Vibrant, B44, B48, 8002D)	Sat	8/12, 10/28	10:00-1:00

BLOCK OF THE MONTH Programs

If you haven't tried a Block of the Month...why not?

We have quilts for every fabric, technique, and skill level. Find your favorites and simply start when you are ready. Each month, a new block becomes available...doling out the work in manageable chunks and giving you a beautiful creation at the end.

NEW

Inner Relections

Marcus Fabrics

Finished size 60" x 60"

Inner Reflections is a sampler style block of the month and was created with applique, paper-piecing and traditional piece work. The mix of piecing techniques adds to the visual interest and uniqueness of this beautiful design.

12-month BOM



Zephyr

Wilmington Prints

Finished size is 96" x 102"

This queen size block of the month has been custom designed with Wilmington Print Essentials in a variety of blues, whites, and grays.

10-month BOM

BLOCK OF THE MONTH Programs

These continuing Block of the Month programs can be joined at any time!



Wool & Flannel Tree Skirt

QB Exclusive

Finished size 40" round

Add to your Christmas decor with this adorable tree skirt. Colorful seasonal wool appliques on a background of cozy flannel make this a project you'll treasure for years.

8-month BOM

Birds in Toyland

Piece O'Cake

Finished size 60" x 60"

Get ready for (next) Christmas with this adorable appliquéd and embellished quilt! Stitch 13 wool vignettes into a pieced Irish Chain quilt of wovens, all framed with a playful appliqued vintage Christmas light border. It will be an heirloom for sure!

15-month BOM



ALPHABETICAL INDEX

BL/Bro Machine Mastery.....26	Crazy Quilt Wall Hanging.....10
BL/Bro Embroidery Mastery.....26	Crossbody Bag.....10
BL/Bro Serger Mastery.....26	Curvy Girls BOM.....10
Bag of the Month.....22	Demo Days.....6
Bargello Tree Skirt.....10	Developing Your Walking Foot Skills.4
Basting Your Quilt.....3	Diamond Daze.....11
Bee Stitchin'.....24	Easy Street.....9
Beg. English Paper Piecing Tote.....4	Edge to Edge Quilting.....5
Beginning Machine Blanket Stitch...3	Embroidery Adventures.....11
Beginning Machine Embroidery....4	Fabric Bucket.....11
Beginning Quilting.....3	Fabric Folding Tote.....11
Beginning T-Shirt Quilt.....7	Ferris Fanny Pack.....11
bernette/Janome Machine Mastery.30	Feathers Club.....8
bernette/Janome Serger Mastery...30	Fran Gulick Trunk Show.....21
Bernina Embroidery Mastery.....27	Free Motion Quilting.....11
Bernina Machine Mastery.....27	Free Sew Day.....24
BerninaMachineAccess.Workshop.28	Gift of the Month.....8
Bernina Q-Matic Software Skills...27	Gnome Wall Hanging.....11
Bernina Serger Mastery.....27	Hand Quilting for Beginners.....4
Bernina Serger Club.....28	Haralson Crossbody Belt Bag.....12
Bernina Software Mastery.....29	Highland Coo Cuddle Quilt.....12
Bernina Q-Series Tips and Tech.....4	Ikina Two Jacket.....12
Binding Techniques.....4	Inner Reflections BOM.....32
Birds in Toyland BOM.....33	Janome Mastery.....30
Bonding with your BSR/ASR.....4	Kid's Club.....7
BQ5 Quilt.....10	Kimberbell Clear Blue Tiles.....12
Bum Bag.....10	Liana Bowler Bag.....8
Camden Street Satchel.....10	Longarm Quilting.....12
City Bags.....7	Machine Embroidery Workshop....8
Country Blessings BOM.....32	Machine Sewing Club.....31
Cracked Glass Tablerunner.....10	Mondo Bag.....8

ALPHABETICAL INDEX

Needleturn Applique.....	5	Sidewalk Sale.....	21
Next Steps.....	9	Sky Diamonds.....	9
Non-Airthread Serger Mastery.....	31	Sleepy Fox Wall Hanging.....	13
OESD Choose Joy Event.....	22	Software Inspirations.....	29
Orange Blossom Quilt.....	9	Solar Flare.....	9
Paper Piecing Party.....	12	Sparrows Tablerunner.....	13
Pfaff Machine Mastery.....	31	Spice Cake.....	9
Pincushion Party.....	12	Stitch Club.....	24
Pincushion Threadcatcher.....	8	Stitcher's Garden.....	28
Pot Pinchers.....	8	Take Four Placemats.....	9
Previously Loved Machine Sale.....	14	The Moth Quilt.....	13
QB Creators.....	23	The Mountains Are Calling.....	13
QB Elves Workshop.....	21	Westalee Quilting Rulers.....	5
Quilt As You Go Tree Skirt.....	13	Wool & Flannel Treeskirt BOM.....	33
Redwood Tote.....	8	Wool Embroidery Stitches.....	5
Ribbons Runner.....	9	WSQ Quilt Show.....	23
Saturday Stitchers.....	24	Zephyr BOM.....	32
Scan and Cut Mastery.....	26		

Follow us to keep up to date with
events, sales, new products, and more!



Join our Email List!

Visit quiltingbeespokane.com to sign up!



Follow us on Facebook!

Just search for Quiltingbeespokane



Follow us on Instagram!

We are @Quiltingbeespokane



Subscribe to our Youtube Channel!

Search for The Quilting Bee Spokane



Follow us on Tik Tok!

We are @TheQuiltingBee



Follow us on Whatnot!

We are @TheQuiltingBee

The Quilting Bee, Inc.
16002 East Broadway
Spokane Valley, WA 99037
509-928-6037
www.quiltingbeespokane.com



STORE HOURS

Monday and Friday: 10-8pm
Tuesday - Thursday: 10-6pm
Saturday: 10-5pm

*“Sewing Machines, Fabric,
Classes, and Inspiration”*

OPEN HOUSE & DEMO DAYS

August 1-12th

Save 20% off regularly-priced
fabric and class supplies

Mark Your Calendar!!!

Aug 24 - 26 - Sidewalk Sale
Sept 22 - 23 - Choose Joy Event
Oct 20 - 22 - WSQ Quilt Show
Nov 10 - 11 - QB Creators
Dec 1 - 2 - QB Elves

STORE CLOSED

Sept 4 - Labor Day
Nov 22 - Store closes at 3pm
Nov 23rd - Thanksgiving

Print monthly calendars and
supply lists at:

www.quiltingbeespokane.com