



The Quilting Bee

Enjoy

A

Cozy

Winter

Day...

Winter 2023/2024
Class & Event Schedule

December-January-February-March



We recently had a nephew and niece come for a visit. As is likely the case in many quilting households, they were confronted with a tough choice at bedtime with a stack of quilts on each bed to choose from. The older teenage boy chose something based on it being more toned down than the others. The younger girl sorted through carefully and then gleefully yanked the one she wanted declaring, "this one is the most cozy"!

As the days shorten and the cold creeps in, we can all use a bit of cozy. Good thing we are all well-armed in this respect. But no matter how many we create there is always another cozy project that catches our eye. Because, as Treasure has said before, "quilts are like a hug". And there is nothing better than a cozy hug. We hope you find just what you are looking for at The Bee to create the perfect cozy hug this winter.

~ Scot and Treasure



NOTE that classes fill up quickly! Sign up promptly to be sure you get a spot! If you don't get in this time, we'll get you onto a wait list and get you into the next available spot.

PS: If you can't make a class, *please* let us know **ASAP, so we can get the next wait-listed student in.**

If you are unable to make a class and do not cancel before the day of class, we are no longer able to give refunds.

CLASS DESCRIPTIONS

Our goal is to offer all types of classes for all levels of sewist. We offer technique and project classes, machine and software masteries, clubs, and also host special events.

If you are ever unsure if a class will be right for you, we are more than happy to direct you or even put you in touch with the instructor so you can be sure the class will meet your needs.

QUILTING BEE CLASS LISTINGS

Class fees cover your instruction time only.

Additional supplies and a book/pattern will be required. Specific supply lists are available in the store and online and will be provided at the time of class registration.

To help you plan,
evening and weekend classes are listed in **purple!**

BASICS AND TECHNIQUE CLASSES

Suitable for all skill levels

These classes are designed to teach you a specific technique from start to finish. You do not need any experience for these classes! All are hands-on lessons to give you experience and a comfort level with the technique being presented. **ALL BASIC CLASSES ARE SUITABLE FOR BEGINNERS!**

Beginning Quilting

\$150 - Kathy/Denise/Rebecca/Kathryn B.

In **Beginning Quilting** you will learn all you need to know to FINISH a tablerunner in class...fabric selection, rotary cutting, useful tools, sewing a 1/4" seam AND basting, quilting and binding. There will still be homework! (PS. Please bring your own machine for this class.)

Tuesdays, 2 - 5 pm

Jan 16, 23, 30, Feb 6 & 13

Thursdays, 1 - 4 pm

Feb 15, 22, 29, Mar 7 & 14

Saturdays, 10 am - 1 pm

Jan 20, Feb 3, 10, 17, Mar 9 **OR**

Mondays, 5 - 8 pm

Feb 5, 12, 19, 26, & Mar 4



Basting Your Quilt

\$20 - Nancy

You've finished your quilt top and don't know what to do next. Let Nancy show you how to baste your top, batting, and backing together prior to quilting. This class is free to our graduating **Next Step** students. (See page 9.)

Wednesday, 10 am - noon, Dec 6 OR

Tuesday, 10 am - noon, Jan 2

Beginning Machine Blanket Stitch

\$30 - Teresa

Learn to manage corners, curves and starting, and ending the blanket stitch on your sewing machine. Great for machine applique!

Technique: Machine blanket stitch

Thursday, 10 am - 1 pm, Feb 8 OR

Friday, 10 am - 1 pm, Mar 1



"You are so much sunshine in every square inch." — Walt Whitman

You can't buy happiness, but you can buy hot chocolate with marshmallows, and that's kind of the same thing.

BASICS AND TECHNIQUE CLASSES

Beginning Machine Embroidery

\$40 - Teresa



Put your embroidery module to use while making a charming wallhanging from your choice of our many machine embroidery patterns.

Hoop, thread, and stabilizers will be discussed. This is **not a Mastery class** and assumes you have a working knowledge of your machine.

Prerequisite: Machine Embroidery Mastery

Technique: Machine embroidery

Wednesdays, 10 am - 2 pm

Feb 7 OR Mar 6

Binding Techniques


\$30 - Teresa

Your quilt is done (YAY you!) and now it needs a binding. Learn to calculate how much fabric you need, how to cut straight, bias, faux and spiral bindings, and how to attach the binding to your quilt. This class is free to our graduating **Next Step** students. (See page 9.)

Technique: Binding your quilt

Thursday, 1:30 - 4:30 pm, Feb 8 OR

Friday, 1:30-4:30 pm, Mar 1



Bonding With Your BSR/ASR

\$20 - Nancy

Discover how your Stitch Regulator can up your machine quilting game. You'll be quilting up a storm in no time!

Technique: Quilting with your BSR/ASR

Wednesdays, 10 am - noon

Jan 17 OR Feb 28

Developing Your Walking Foot Skills

\$30 - Teresa

Learn the skills necessary to machine quilt with your walking foot. This class is free to our graduating **Next Steps** students. (See page 9.)

Technique: Quilting with walking foot

Fridays, 2:30 - 5:30 pm

Dec 15, Jan 19, Feb 16 OR

Wednesday, 2:30 - 5:30 pm, Mar 6

Bernina Q-Series Tips & Techniques

\$20 - Judy H

If you have a Bernina Q-Series machine and you want to learn all about it...Judy will cover the basics from threading to maintenance, plus you'll get quilting tips and an overview of Q-Series accessories.

Fridays, 10 am - 12 pm

Jan 26 OR Mar 22

Edge to Edge Quilting

\$80 - Teresa

Learn how the Easy-Connect Quilting technique, combined with specially designed embroidery files, makes it possible to stitch edge-to-edge quilting on your home embroidery machine.

Technique: Embroidery machine quilting

Tuesdays, 10 am - 2 pm, Mar 12 & 19

Hand Quilting for Beginners

\$20- Kathryn

Fascinated with that truly classic hand-constructed look? Learn basic hand quilting techniques and find out which tools will make this lovely traditional skill a breeze!

Technique: Hand quilting

Tuesdays, 10 am - noon

Dec 19 OR Feb 27



BASICS AND TECHNIQUE CLASSES

Kimberbell Clear Blue Tiles

\$40 - Teresa

Quilt your projects in-the-hoop with Kimberbell Clear Blue Tiles.

Technique: Quilting in the hoop

Wednesday, 1:30 - 5:30 pm

Jan 17 OR Mar 13

NEW

Quilting With Embroidery

\$40 - Teresa

Learn how to quilt on your home embroidery machine! Learn custom quilting in the hoop with OESD Quilting Designs.

Technique: In the hoop quilting

Tuesdays 1:30 - 5:30 pm

Dec 12 OR Feb 20



Westalee Quilting Rulers

\$20 - Nancy

Want to have quick success in your machine quilting? Learn how quilting rulers will soon have you feeling like a pro!

Technique: Westalee Quilting rulers

Tuesdays, 10 am - noon

Dec 12 OR Feb 13

Wool Embroidery Stitches

\$30 - Rebecca

If you want to work with wool and you'd like to learn embroidery stitches that can really make your projects shine, join us! We'll also discuss different wool fabrics, threads, needles, glues and stabilizers.

Technique: Hand embroidery stitching

Fridays, 10 am - 1 pm, Jan 12 OR Mar 1



**QUILT AS
BIG
AS YOU DARE.**

BERNINA
made to create

Built to be as brilliant
as your
creativity

QB Demo Days!

10am - 4pm

On select days of our Open House, we feature different product demonstrations.

Watch the demo and enter a daily drawing for a free class! Purchase the demo item, at 20% off (excludes Laura Star Irons and machines), and get two additional entries for the class giveaway.

Luggage Tag Make & Take



Traveling this season? You'll need these super durable and attractive luggage tags! Wendell will guide you through creating them using vinyl in the embroidery hoop. There are sure to be lots of laughs too!

Dec 5

Printed Bag Make & Take

Dec 7

Joy will show you how to turn a photo into fabric on the Brother PrintModa machine! Make a tote featuring your photo for yourself or as a memorable gift. Please call ahead for photo instructions.

+ Kit Fee



Claudia's Notion Extravaganza



It wouldn't be Open House without a demo from Claudia showing us the newest and best loved notions. And you get 20% off the featured notions for attending the demo!! What's not to love?

Dec 8

PROJECT CLASSES

These classes are designed to take you down the path to completing a fun project - be it a quilt, table-topper, garment or other fabric craft - while also increasing your sewing knowledge and skills.

Classes are listed by level. Don't forget to check our website for a full-sized, printable monthly layout!

BEGINNER CLASSES - ✂ scissor

Kids In Stitches

\$25 per session plus supplies

Now that your young sewist has **completed** our Kids' Sewing Camp, what can they tackle next? How about **Kids In Stitches**, our monthly class for kids with a different kitted project each month! These projects will be useful and fun to construct and will build skills as they give budding artists practice and confidence.

Saturdays, 10 am - 12:30 pm

December 9

January 13

February 10

March 9

*10 years and older **only** please*

PLEASE NOTE: We find that children focus and learn best without additional adults in the classroom. Please entrust your children to our instructor during their class time.

Thank you!

Beginning Kids' Pillowcase

\$30 – Kathy W.

Get your youngsters interested in sewing while they construct their very own pillowcase. Great for gifts too!

Saturday, 10 am - 1 pm

Dec 30, Feb 3 OR Mar 30



Beginning T-shirt Quilt

\$40 – Nancy

Make that precious collection of t-shirts into a great graduation gift, memory quilt, or heading-away-from-home gift.

Technique: Quilting with t-shirts

Mondays, 10 am - noon, Feb 12 & 19



City Bags



\$60 – Nancy

If you've been looking for a bag that is truly manageable, this is it. The City Bags

(Uptown, Midtown, or Downtown) are the same bag in different sizes, and can be completed by anyone with a walking foot. Pick any size to make in this class.

Technique: Bag construction

Wednesdays, 10 am - 1 pm

Feb 14 & 21



Feathers Club

\$30 – Kellie Marie

Enjoy other featherweight lovers and explore what your machine can do. Learn basic maintenance and how to use some of the accessories while you construct projects.


Mondays, 1 - 4 pm OR 5 - 8 pm

Dec 18 - Car Trash Bag

Jan 15- Dreamy Dresden Threadcatcher 1

Feb 19 - Dreamy Dresden Threadcatcher 2

Mar 25 - Spruce up Your Case



Beyond Basics



\$60 - Kathryn B.

Once you've completed Beginning Quilting, where to go next? This class is for those who want to pursue the next step in their quilting journey by learning new skills and techniques.

Thursdays, 10 am - noon
Dec 28, Feb 22, Mar 21

Gift of the Month

\$20 - Noreen

Make someone - maybe you? - a new gift every month!

Wednesdays, 10 am - noon
Dec 13 - Penguin or Snowman Gift Sack

Jan 10 - Bundle Up Buddies
Feb 14 - Blooming Heart
Mar 13- Posies Tablerunner



Machine Embroidery Workshop

\$70 - Teresa

Stitch a machine embroidery design while learning how stabilizers and batting affect your finished project. Bring your new or in-process project.

Wednesdays, 10 am - 5 pm
Dec 20, Feb 14 OR Mar 20 OR
Thursday, 10 am - 5 pm, Jan 18



Orange Blossom Quilt

\$40 - Claudia



Orange Blossom has a new way to create the Orange Peel with a playful 4-patch in the middle of each block. You won't believe

how EASY curves can be!

Technique: Curved piecing
Saturday, 10 am - 2 pm, Feb 17 OR
Friday, 10 am - 2 pm, Mar 8

NEW

Next Steps:

\$60 - Kathy, Kathryn B.

The classes listed below are designed for the beginning quilter with some sewing experience who wants to pursue a simple project for the next step in their quilting journey. Upon completion of these projects, coupons for **Basting Your Quilt, Developing Your Walking Foot Skills, and Binding Techniques** will be awarded.

Dana Quilt - Kathy W.

NEW




This is a modern floral quilt made from two traditional block patterns: flower and crossing blocks. Super easy to strip piece.

Mondays, 5 - 8 pm,
Mar 18 & 25

Sky Diamonds - Kathryn B.

This high contrast quilt makes for an simple and fast dazzler.

Saturdays, 10 am - 1 pm
Mar 23 & 30



(Please bring your own machine for these classes.)

Pincushion Threadcatcher

\$30 - Kathy W.

This handy pincushion/threadcatcher is finished in one class. You'll want to make one for every place you sew and maybe for your friends too!

Thursday, 2 - 5 pm, Jan 18



Pot Pinchers

\$30- Teresa

Don't let the size of these handy little mitts fool you...they are BIG when it comes to taking on hot pots and dishes.

Great for a hostess gift!

10 am - 1 pm, Wednesday,
Dec 6 OR
Tuesday, Feb 20



Redwood Tote



\$40 - Kathryn M.

A mid-sized crossbody tote with front zippered pocket, back slip pocket, zip top closure and reinforced base. This will be your go-to bag for everyday use!

Technique: Bag construction

Tuesday, 10 am - 2 pm

Jan 23 OR Mar 26

NEW

Stripology Ellipse



\$60 - Denise

This is a fun and easy pattern using the stripology ruler. A perfect opportunity to learn the many ways to master using your ruler.

Tuesdays, 2 - 5 pm, Feb 27 OR Mar 26

Wool Mittens

\$30 - Kathy W.

Use your old wool sweaters and some fleece to make up these adorable mittens.

Wednesday, 10 am - 1 pm, Dec 27 OR

Jan 31 OR

Thursday, 10 am - 1 pm, Jan 18



NEW

Beginning Kids' Sewing Camp

\$80 - Kathy W.

Are your young crafters ready to learn to sew? This 4-class series will guide them through safe rotary cutting, accurate piecing and stitching, and project assembly. Students will complete a pillowcase and a 24" pillow cover in class using fabric they choose.

10 years and older only please.

Wednesday - Saturday

10 am - noon

December 20 - 23

PLEASE NOTE: We find that children focus and learn best without additional adults in the classroom. Please entrust your children to our instructor during their class time.

Thank you!

A Wintry Mix



\$60 - Kathy W.

With mittens and snowflakes, this quilt will make you happy to snuggle up and enjoy the season in comfort.

Technique: Machine piecing

Fridays, 2 - 5 pm, Dec 22 & 29 OR

Thursdays, 2 - 5 pm, Feb 1 & 8

Bag Organizer

\$60 - Nancy

This bag works great for transferring your essentials from purse to purse or use as a cute bag for your other needs.

Fridays, 10 am - 1 pm, Feb 2 & 9



Bargello Tree Skirt

\$40 - Teresa



Quilt as you go technique sewing together 2 1/2" strips in a bargello style and "sew by number pattern technique". A fun and easy tree skirt in your choice of fabrics.

Wednesday, 10 am - 2 pm, Dec 13

Buckthorn Bag

\$40 - Kathy W.

This bag has a front pocket for easy access to smaller items and a flat base. A divided interior pocket keeps everything inside organized. Can be a tote or a backpack

Technique: Bag construction

Tuesdays, 2 - 4 pm, Mar 12 & 26



NEW

Q: What do you call a snowman with a six pack?
A: An abdominal snowman.

Curvy Girls BOM

\$30 - Kathryn M.

Do you need a bit of support for your curves? NO, it's not a garment, it's the Wonder Curve Ruler! Kathryn will lead you through constructing a new curvy block every month.

Technique: Curved piecing

Thursdays, 2 - 5 pm

Dec 28, Jan 18, Feb 22, Mar 21



Embroidery Adventures

\$30 - Teresa

A different project each month keeps your approach to your embroidery machine fresh and fun.

Tuesdays, 10 am - 1 pm

Dec 12 - Cards on felt

Jan 16 - Needle minder

Feb 6 - Valentine Sachets

Mar 5 - Easy Peasy Placemat



Fabric Bucket



\$30 - Nancy

This bucket is handy for your sewing room and perfect for a gift!

Technique: Bag construction

Monday, 10 am - 1 pm, Dec 18

Fiore Skirt

NEW


\$40 - Grace

Construct this A-line skirt with just the right amount of flare and volume.

Technique: Garment construction

Monday, noon - 4 pm, Jan 22 OR

Saturday, noon - 4 pm, Mar 30



Flower Pop Runner



\$40 - Wendy

NEW

The Wonder Curve Ruler by Sew Kind of Wonderful makes this modern blossom of a quilt fun and simple to construct. Wendy will give you all the tips you need!

Technique: Using Wonder Curve Ruler

Saturdays, 12 - 4 pm, Dec 9 OR Feb 10

Free Motion Quilting

\$30 - Wendy

Learn how to free motion quilt on your home sewing machine. This class is hands on!

Technique: Free motion quilting

Mondays, 5 - 8 pm

Dec 11--Pebbles, swirls AND leaves

Jan 22--Rulerwork

Feb 12 Wavy lines

Mar 11--Feathers

OR Saturday, Mar 23 (Condensed)

10 am - 1 pm Pebbles, swirls & leaves

AND Rulerwork **OR**

2 - 5 pm Wavy lines & Feathers

(Please bring your own machine for these classes.)

Gnome Wall Hanging

\$30 - Noreen

Who doesn't get a kick out of these funny fellows? Make an enchanting machine appliqued wall hanging to bring cheer to any room in your home.

Technique: Machine applique

Tuesdays, 2 - 5 pm

Jan 30, Feb 13 OR

Tuesday, 10 am - 1 pm, Dec 12, Mar 5



"Two sounds of autumn are unmistakable...the hurrying rustle of crisp leaves blown along the street by a gusty wind and the gabble of a flock of migrating geese." — Hal Borland

Haralson Crossbody Bag

\$40 - Nancy

This bag features an adjustable cross-body strap, zipper pockets, an exterior slip pocket, boxed bottom, and it's all done with 2 fat quarters. Perfect size for traveling or everyday use.

Mondays, 10 am - noon, Jan 15 & 22



Mod Lights

\$40 - Kathryn M.

Another great piece by Sew Kind of Wonderful that uses the Quick Curve Mini Ruler, this would make a charming addition to your holiday comfort.

Technique: Curved piecing
Tuesday, 1 - 5 pm, Dec 12

NEW



Highland Coo Cuddle Quilt

\$40 - Grace

Let's get mooving on this cuddly adorable quilt! Using cuddle for the shaggy coat makes it extra snuggly.

Technique: Piecing with cuddle
2 - 4 pm, Thursdays, Dec 14 & 21 OR Wednesdays, Feb 7 & 21




Killarney Stained Glass WH

\$40 - Grace

Capture the essence of stained glass with batiks applied onto a black background.

Optionally, also learn three beading techniques to embellish your wall hanging.

Technique: Machine applique
Fridays, 2 - 4 pm Jan 12 & 19 OR Feb 9 & 16



NEW

Paper Piecing Party



\$30 - Grace

Your monthly opportunity for Foundation Paper Piecing guidance! Bring your own project, or take advantage of the monthly free project. Absolute beginners welcome!

Technique: Paper piecing
Wednesdays, 10 am - 1 pm Dec 20, Jan 17, Feb 7, Mar 13

Pincushion Party

\$20 - Claudia

We must have a dozen pincushions each and STILL need more! Join Claudia to create a special pincushion.

Technique: Machine piecing
Saturday, 10 am - noon OR 1 - 3 pm Mar 9 - Kabloom!



Longarm Quilting

\$30 - Wendy

Enhance your quilting by learning how to use a longarm quilting machine.

You'll be astonished at how quickly you can complete those quilt tops that have been piling up.

Technique: Longarm quilting
Monday, 5 pm - 8 pm, Jan 29

Pinwheel Star Quilt



\$60 - Kathryn B.

Learn new techniques while assembling this delightful traditional quilt. Kathryn will teach you partial seaming, diagonal block setting and more.

Technique: Machine piecing
Thursdays, 10 am - 1 pm, Feb 1 & 15 OR Fridays, 10 am - 1 pm, Mar 8 & 22.



Point of View Topper **NEW**

\$30 - Teresa

This table topper offers endless opportunities to frame blocks, pieces of embroidery or cross-stitch or more. A beautiful display for your home or a lovely gift.

Wednesday, 10 am - 1 pm, Jan 17 OR

Tuesday, 2:30 - 5:30 pm, Mar 19



Posh Pack **NEW**

\$30 - Nancy



The Posh Pack belt bag, featuring a front zipper closure, uses the Quick Curve Mini ruler by Sew Kind of Wonderful.

Technique: Bag construction

Wednesdays, 10 am - 1 pm

Dec 13 OR Jan 31

Quilt As You Go Tree Skirt

\$40 - Teresa

Create a 40in diameter tree skirt using this pattern and the included fabric-cutting template. Pattern is printed on batting for easy sew-by-number construction. A great addition to your holiday decor!

Technique: Quilt As You Go

Wednesday, 1:30 - 5:30 pm, Dec 6



Running With Scissors

\$50 - Teresa

Back by popular request, this case for your tools (or all your make-up!) is as handy as it gets.

Technique: Tote construction

Friday, noon - 5 pm, Jan 5

OR Thursday, noon - 5 pm, Mar 14



Snapshot Foldover Bag **NEW**

\$60 - Nancy



This handsome bag is perfect to grab and go. Includes an inner zippered pocket to keep items secure and an easily accessible back slip pocket to keep your items handy.

Thursdays, 10 - 1 pm, Feb 1 & 8 OR

Feb 22 & 29

Soak up the Sun

\$40 - Kathryn M.

The sun is coming out and so are the sunflowers! Learn to piece curves while you construct this cheerful garden.


Technique: Curved Piecing

10 am - 2 pm, Monday, Mar 4 OR

Tuesday, Mar 19



Sparrows Tablerunner



\$40 - Claudia

Make these sweet birds into a charming tablerunner using your style of fabrics, whether traditional or modern.

Technique: Machine piecing

Monday, 10 am - 2 pm, Feb 5 OR

Tuesday, 10 am - 2 pm, Mar 19



Good friends are like quilts.
They age with you, yet never
lose their warmth.

Stumpkins Reindeer

NEW

\$30 – Nancy

Who wouldn't love to add this cheery face to their holiday decor?

Technique: Stuffed construction

Tuesday, 10 am - 1 pm, **Dec 5 OR**

Thursday, 10 am - 1 pm, **Dec 14**

Tiny Tote

NEW

\$30 – Nancy

This smaller-sized tote is great for gathering up all those little items that get so easily misplaced.

Technique: Bag construction

Thursdays, 10 am - 1 pm

Dec 7 OR Feb 15

Tool Tote

\$40 – Teresa

The bag with pockets all the way around the outside, pockets all the way around on the inside. Metal stays

keep the bag mouth open so it's easy to get in and reach all your tools.

Technique: Tote construction

Tuesday, 1:30 - 5:30 pm, **Jan 16 OR**

Friday, 3 - 7 pm, **Mar 8**



Modern Mandala

NEW

\$50 – Kathy W.

Whether you are interested in hand or machine applique, try this exciting modern quilt.

Kathy will show you how to make this lap-sized quilt an heirloom.

Technique: Machine piecing

Thursdays, 2 - 4:30 pm, **Dec 14 & 28 OR**

Wednesdays, 2 - 4:30 pm, **Feb 7 & 21**



The Mountains Are Calling

\$40 – Kathy W.

This quilt is a lap-sized (or a wall hanging) invitation to ponder the great outdoors while you stay nice and snug. Kathy will guide you through the piecing and placement to make this a



favorite.

Technique: Machine piecing

Wednesdays, 2 - 4 pm

Jan 17 & 31 OR Mar 20 & 27

IQ Design: Heart Wall Hanging

NEW

\$90 – Joy

Construct this delightful wall hanging as you learn all about IQ Design for Brother/babylock.

Technique: IQ Design

Thursdays, 10 am - 1pm

Dec 28, Jan 11 & Mar 21



Mariner's Compass

\$60 – Claudia

Learn to build a Mariner's compass block without templates or paper piecing!

Using the Skinny or Fat Robin ruler makes this formerly intimidating project a breeze.

Technique: Mariner's compass

Saturday, 10 am - 4 pm, **Mar 23**



My 2024 NewYear's resolution is to finish my UFOs from 2023 that I should have done in 2022 after I started them in 2021 with the fabric I bought in 2020 and the pattern I found in 2019.

What's Happening At The Bee?



Take Me Home

Previously Loved Machine Sale January 2nd - 13th



Adopt Me

Yes, it's time for our **Previously Loved Machine Sale**! These babies have been serviced and are ready for you to adopt. They start at entry level all the way up to current top-end machines. They will all be set up in the classroom for you to try before you buy!

Have you heard about the **Quilting Bee Hive**? It's our Facebook Community Group! It's a space where quilters and makers of all kinds can get together and show off their work, talk about projects they've got in progress, discuss useful techniques and get tips on getting the most from their machines. The inspiration is a bonus! It's a great place to get positive vibes and super support.

Share the love!



We're doing something buzzworthy! Join us at 9:30 am on Wednesday mornings for our Facebook livestream **What's Buzzing at the Bee**. We'll show you our newest fabric lines, kits, samples, notions we love, trunk shows, all kinds of good stuff. If it's buzzworthy, you can hear about it here first! You can also watch on Youtube & TikTok!

What's Happening At The Bee?




Mystic Owls by *QT Fabrics* makes its debut in December. Magical, mysterious owls in dramatic design and rich color are offered in a generous array of design options sure to spark your creativity. Picture patches, decorative stripes, vignettes and geometric coordinates are a wise choice for your projects for owl and nature enthusiasts.

In January, envision yourself in the enchanting world of Parisian vintage with the **En Bleu** fabric collection by *Clothworks*. Inspired by the beauty of botanical gardens, this collection features delicate ferns, graceful butterflies, and timeless floral motifs in taupes and turquoises.



Eat, sleep, pickleball, repeat! Is there anyone NOT playing this game? *P&B Textiles* has captured the essence of this fast growing sport, that is now being considered as an Olympic event, in the fabric line **Pickleball Champ**, due in February.

Oceanica, due in March, is a stunning collection by *Robert Kaufman Fabrics* celebrating the beauty of marine life. It features intricate designs of jellyfish, seahorses, fish, coral, and more, in bold and vibrant hues. Sure to be a crowd pleaser!



The Quilting Bee is now a...



Handi Quilter®

OFFICIAL RETAILER



We are extremely happy to announce that we have added Handi Quilter Longarm Machines to our machine lineup! These quilting machines provide excellent value, reliability, and fun for quilters looking to finish their own quilts or start their own business!

Come by and try these machines out in person!

Class Policies:

1. Classes fill quickly! Register early to guarantee your spot. Payment of the class fee is required to register.
2. The Quilting Bee typically accepts only 6 students per class. If a class fills, we can place you on the waiting list and contact you if an additional session is added or if there is a cancellation.
3. If you are unable to attend class, **please call in advance**. We are happy to transfer you to another class or issue a gift certificate! **Please Note:** we can no longer issue gift certificates if a cancellation is made the day of class.
4. Phone registrations are taken with credit or debit card, or gift card payment only.
5. No children, babies, or cell phones are allowed in class. Please help create a respectful learning environment for yourself, the instructor, and other students.
6. Upon registering, you will be given a supply list for each class. Most **class supply lists are also available on our website**. Read it completely and see what, if any, preparations need to be done ahead of time. Kits are available for some classes and fabric in kits may vary. **Bring basic supplies* to every class.**
7. Please put your name or other identifying mark on all supplies you bring to class to prevent mix-ups.
8. **Please arrive no sooner than 15 minutes prior to class time to set up. Classes start at listed time. Please have supplies purchased prior to class.**
9. If you take 8 QB classes, turn in your class card to receive one FREE class (up to \$40 value).
10. STUDENTS RECEIVE A 10% DISCOUNT ON SUPPLIES USED IN CLASS PROJECTS. This discount is not combined with any other offers or discount, and does not include basic sewing supplies (except for **Beginning Quilting** classes).

***Basic supplies: pins, needles, scissors, rotary cutter, ruler(s), rotary mat, thread, seam ripper**

CALENDAR PAGE

CALENDAR PAGE

CALENDAR PAGE

CALENDAR PAGE

What's Happening At The Bee?

Autumn Skies & Pumpkin Pies Claudia Dinnell Workshop

Jan 25 - 27
10am - 5pm
\$299 + Pattern

In this 3-day hands on event, Claudia will guide you through tips, trick, and techniques on multihooping, while working on this stunning new pattern.

This autumn barn scene has interchangeable elements, so each project will be unique!



Save the Date for...

Janome Ruler Event

March 15th or 16th

Join Janome Educator **Jerry Granata**, whose quilts have won International Awards, for a fun event focused around Ruler Work!
Call Now to Secure Your Spot!



Save the Date!

Baby Lock Event

March 2nd

Join our Baby Lock Expert Joy!

Save the Date!

Handi Quilter Event Febuary 23rd-24th



What's Happening At The Bee?

WANTED

The Location of Stoopid Chicken

Stoopid Chicken has gotten himself lost in the store! What we need is pictures of where the chicken is! Take a picture or selfie of Stoopid Chicken if you find him, and post it on Facebook or Instagram and tag us in it! Then show it to a Sheriff at the counter!



REWARD
1 FREE COTTON FAT QUARTER!

LIMIT 1 PER WEEK PER PERSON
@QUILTINGBEESPOKANE



Whatnot is a livestream shopping app, but unlike our What's Buzzing at the Bee Facebook Live, you can buy anything we show you in the app instantly and have it shipped to you!

Every Wednesday at 4pm, we will be showing dozens of our favorite kits, patterns, and other new arrivals!

Visit our website at quiltingbeespokane.com which includes instructions for how to download the app, sign up, and follow @thequiltingbee.



What's Happening At The Bee?


Don't Forget!

Quilting Bee Open House & Demo Days!

December 1 - 9th

Save 20% Off Regularly-Priced Fabric and Class Supplies.

And check out our Demos we are offering on Page 6!



Greater Spokane Area Shop Hop 2024

“Sewing Stars”

April 18-20

Save the Date!

Not on our Email List?

We send out Emails a few times a month with
all of our new Events, Specials,

New Machines, and other great info!

To Join, Scan this QR Code

Or go to Quiltingbeespokane.com and Click

“Click Here to Join our Email List!”



Bag of the Month
Can't get enough of
Bag Making? Come by
the store every month
for an all-new Bag of
the Month!



OPEN AND ASSISTED SEWING

Have projects that you just haven't had time to do? Perhaps you're stuck at a step that confuses and frustrates you? Or you just want to sew in a space with other quilters? We have classes for that too! Call ahead to register as space is limited.

Class	Day	Dates	Time	Fee
Bee Stitchin' <i>Noreen</i> Assisted sewing for any project.	Wed	12/6, 12/27, 1/3, 2/7, 2/28, 3/6, 3/27	10:00 - 3:30	\$55
Saturday Stitchers <i>Teresa</i> Assisted sewing for any project.	Sat	12/16, 1/6, 2/3	10:00 - 3:30	\$55
Stitch Club <i>No Instructor</i> Bring your current hand stitching project and enjoy fellowship while you create.	Mon	12/18, 1/29, 2/26, 3/25	5:00 - 8:00	FREE (Call to reserve spot!)
	Fri	12/8, 1/19, 2/9, 3/8	3:00 - 6:00	
Free Sew Day <i>No Instructor</i> Bring a project that you're working on and use our classroom to have a sew day!	Tues	12/26	10:00 - 4:00	FREE (Call to reserve spot!)



Exclusive Gift
FREE
 with Purchase!
 Package worth over \$2,400*
 when you purchase the new BERNINA 790 PRO.



*Available while supplies last. Exclusions may apply. See BERNINA Dealer for details.

made to create **BERNINA**

Machine Service

An annual clean, oil and adjust keeps your machine in tip-top shape.

We offer same-day service for our out-of-town customers **if it is scheduled in advance** with our Tech Department for an additional 10% fee.

WE SERVICE ALL BRANDS!

Our technicians are capable of servicing any make or model of machine, from A-Z and everything in between!

We do not currently service industrial machines.

We are authorized repair technicians for baby lock, Bernina, bernette, brother, Janome, HandiQuilter and Pfaff machines.

If you want to keep your machine until we are ready to service it, try our “virtual queue!” Just call (509) 928-6037, give us your name, machine make/model and contact information. We will contact you when your machine’s turn for service is coming up. Then just drop it off within 7 business days and it will be ready for you in a few days. *Note: if we have to order parts it could take longer.*

See you soon, at The Bee!

MACHINE INSTRUCTION

baby lock, Bernina, bernette, brother, Janome, Handi Quilter & Pfaff

The Quilting Bee offers instruction classes for machine owners that purchased their machine from our store. These classes help you learn to operate and maintain your serger, sewing, or embroidery machine. They are free of charge and may be taken as often as you feel necessary to get comfortable using your machine.

Looking for fun, fellowship, creative projects, and top-notch instruction? Learn more about your machine by joining one (or all) of our **Clubs!**

Please bring your own machine to learn and gain experience with it.

If you would like to take our mastery classes but purchased your machine elsewhere, the standard hourly rate will apply for classes listed in this mailer (\$10/hour). If you schedule a one-on-one for instruction, the private lesson rate of \$40/hour will apply.

REGISTRATION IS REQUIRED.

NOTE - Mastery classes are grouped by machine brand and model/series (i.e. 8-series, 3-series, etc.) with the exception of embroidery instruction which may be grouped together within a brand. Please read carefully to ensure you enroll in the proper classes. If you are unsure, we are happy to guide you to the proper class(es).

Required Supplies: Your machine, power cord, foot control, appropriate bobbin, all accessories that came with your machine, **manual**, scissors, thread, and note-taking supplies.

NOTE: If you do not have a current machine model, please call to inquire about your options. We are happy to accommodate other machines based on instructor availability, as you may require a one-on-one session.

Visit us online at: www.quiltingbeespokane.com

baby lock**MACHINE, EMBROIDERY, AND
SERGER MASTERY****brother**

Class	Day	Dates	Time
Entry Level Machine Mastery <i>baby lock (Jubilant, Zeal, Zest, Brilliant, Lyric, and Soprano)</i> <i>brother (NS80E, PS700, BQ1350, BQ950, NS1850D, PS500)</i>	Tues	1/23	2:00-5:00
	Wed	2/28	2:00-5:00
Mid Level Machine Mastery <i>baby lock (Aurora, Bloom, Ballad, Chorus, Aerial)</i> <i>brother (N2850D, NQ3700D, BQ2450, BQ3050, BM5200Dis)</i>	Wed	1/31	10:00-1:00
	Thurs	3/7	10:00-1:00
Mid Level Embroidery Mastery	Wed	1/31	1:30-4:30
	Thurs	3/7	
Upper Level Machine Mastery <i>baby lock (Aerial, Altair, and Solaris)</i> <i>brother (Stellaire, Luminaire)</i>	Sat	1/20	10:00-1:00
	Thurs	2/29	
Upper Level Embroidery Mastery	Sat	1/20	1:30-4:30
	Thurs	2/29	
Upper Level IQ Mastery	Wed	12/27	2:00-5:00
	Mon	3/4	
Serger/Overlock Mastery <i>Includes: Acclaim, Accolade, Victory, and Triumph</i>	Thurs	1/18	10:00-1:00
Cover and Chain Stitching	Tues	1/16	2:00-5:00
Scan and Cut	Wed	1/17	2:00-5:00

Robust, Rugged & Reliable**At the Peak of Quilting Performance****CONTINENTAL M6**A stylish machine for the
sophisticated Quilter**JANOME**
Reliability by Design

www.janome.com

Where Advanced Engineering and Technology
combine to bring you Hi-Definition results.**FREE MOTION
AND RULER QUILTING:**
A.S.R.™ (Accurate Stitch
Regulator) Included**JANOME**
Reliability by Design

www.janome.com

MACHINE, EMBROIDERY, AND SERGER MASTERY

BERNINA

made to create

Class	Day	Dates	Time
3-Series Mastery	Sat	12/30	10:00-12:30
	Fri	2/16	
4/5-Series Mastery	Mon	12/4, 12/11, & 12/18, 1/15, 1/22, & 1/29, 2/12, 2/19, & 2/26, OR 3/11, 3/18, & 3/25	10:00-1:00
7-Series Machine Mastery	Mon	12/4, 12/11, & 12/18, 1/15, 1/22, & 1/29, 2/12, 2/19, & 2/26, OR 3/11, 3/18, & 3/25	2:00-5:00
Machine Embroidery Mastery	Thurs	12/21, 1/4, 2/15, 3/14	10:00-4:30
880 Mastery	Thur/Fri	3/28 & 3/29	10:00-4:00
Bernina Serger Mastery (L450/460, L850)	Mon	1/8, 2/19	12:00-4:30
Bernina L860/890 Mastery	Tues	12/19, 1/23	12:30-5:00
	Wed	2/21	1:00-5:30
	Mon	3/18	10:00-2:30
bernette Serger Mastery	Mon	12/11	10:00-1:00
	Tues	2/13	1:00-5:30
Bernina Cover and Chain	Thurs	3/21	1:00-5:30

Bernina Q-Matic Software Skills

\$25 – Judy

Expand your knowledge of the Q-Series machines and Q-Matic software.
This class is a great way to gather tips and tricks to improve your longarm quilting.

Fridays, 10 am - 12:30 pm

12/15, 2/9



Start a new project with freshly sharpened scissors;
sharp blades make happy sewists!

Scissor sharpening starts at \$10.99/pair

expression™ line

Where innovation and
durability meet.



GET DETAILS

PFAFF
Perfection starts here.™

Visit us online at: www.quiltingbeespokane.com

Club Classes FREE to Bernina Owners!


BERNINA

made to create

Looking for fun, fellowship, creative projects, and top-notch instruction? Want to learn more about your machine? Join one (or all) of our Clubs! **REGISTRATION IS REQUIRED.**

Required Supplies: A pattern may be required. Check your specific class supply list.

Please bring your own machine so you can continue to learn its features.

Club	Day	Dates	Time	Project
Stitcher's Garden <i>Designed for Bernina feet/stitches but we welcome all machine brands. This quilt is stunning!</i>	Mon	12/11, 1/15, 2/12, 3/11	5:00-8:00	
		12/11, 1/15, 2/12, 3/11	1:30-4:30	
	Tues	12/12, 1/2, 2/6, 3/5	2:00-4:00	
Bernina Serger Club	Fri	12/15, 1/19, 2/16, 3/8	10:00-2:00	Dec: Serge It Laptop Case 2 Jan: Beehive Pincushion Feb: Protective Ruler Sleeve Mar: Arabella Argyle Notebook Cover
Bernina Machine Accessories Workshop	Wed	12/13, 1/10, 2/14, 3/13	2:00-4:00	<i>Learn how to take advantage of all the creative accessories Bernina provides!</i>

A Celebration of Color from Kaffe

BERNINA 570 QE

Kaffe Special Edition
with Embroidery Module

INCLUDES AN EXCLUSIVE
**FREE GIFT*
PACKAGE!**



BERNINA

*Available while supplies last. Exclusions may apply. See BERNINA Dealer for details.

Software Mastery and Specialty Classes

BERNINA

made to create

Explore the possibilities embroidery offers as you learn the basics of Bernina Embroidery Software. No fee if your software was purchased at the QB, **class registration is required.**
Required Supplies: Software (loaded on your laptop). The Software 8/9 Workbook is provided on our website under the machines tab, or, if you wish, you may print it for class. Please also bring note-taking supplies. **DesignerPlus requires Classes 1-5.**

Class	
Artlink 8 - Learn how to navigate the embroidery software that comes with the Bernina embroidery module	Scheduled by Appointment
Bernina Toolbox Mastery	Scheduled by Appointment
Software Mastery:	
Software 1 - EditorPlus Features - Software Basics, Lettering Basics, Editing a Design, Monogram	Tues, 1/16, 10 am - 1 pm
Software 2 - Auto-Digitizing - Redwork, Magic Wand, Auto-Digitizing, PhotoSnap, Convert Artwork to Embroidery	Tues, 1/23, 10 am - 1 pm
Software 3 - Application Programs - Quilter, Cross-Stitch, Portfolio	Tues, 1/30, 10 am - 1 pm
Software 4 - Manual Digitizing, Echo Quilting, Applique, Multi-Hooping	Tues, 2/6, 10 am - 1 pm
Software 5 - Trapunto, Punchwork, Stumpwork, Calligraphy, Effects	Tues, 2/13, 10 am - 1 pm
Designworks	
CutWork - PaintWork - CrystalWork Mastery	Scheduled by Appointment

Please be aware that **all machine mastery classes must be completed before attending software classes.**

Software students should have a strong familiarity with their machine.

Software Inspirations

Noreen - \$30

Learn new Bernina software techniques with both a virtual lesson and hands-on computer experience.

Tuesdays, 10 am - 1 pm OR 2 - 5 pm
 12/19, 1/9, 2/20, 3/12

Please note that software classes require the use of our projector and are very noise sensitive. Please place cell phones on silent for the duration of class and be respectful of other students.

bernette

SWISS DESIGN

**OWNERS
CLASSES and
Other Information**

JANOME

No fee if your machine was purchased from The Quilting Bee.

Class registration is required.

Please bring: Your machine and accessories, thread, scissors, and note-taking materials.

Class	Day	Dates	Time
Mechanical Mastery Janome (2212, Jem Gold, Sewist 725, HD1000, HD3000) bernette (Sew and Go 1, 05 Academy, 05 Crafter, 35)	Sat	12/16	10:00-1:00
	Fri	3/22	
Entry/Mid Level Mastery Janome (Sewist 740DC, 780 DC, 5300QDC, Skyline S5, Skyline S6) bernette (b38)	Sat	12/16	2:00-5:00
	Fri	3/22	
Advanced Machine Mastery Janome (Skyline S7, Skyline S9, 9410, 9480QCP, M6, M7, M8, CM17)	Fri	12/29	10:00-1:30
	Tues	2/27	
Embroidery Machine Mastery Janome (Skyline S9, 500E, 550E, MC15000, Continental M17)	Fri	12/29	2:00-5:00
	Thurs	2/27	
bernette Advanced Sewing (b77, b79)	Sat	1/20	10:00-1:30
	Thurs	2/1	
bernette Embroidery (b70, b79)	Sat	1/20	2:00-5:00
	Thurs	2/1	
All Other Models Janome (HD-9, 6700P, Coverpro 2000/3000)	Call to Schedule		

**Artspira app
& Wireless
LAN Connection**

Disney

Horizon Your New Horizon awaits...

**HORIZON MEMORY CRAFT
9480QC PROFESSIONAL**

FREE MOTION
AND RULER QUILTING:
A.S.R.™ (Accurate Stitch
Regulator) compatible

JANOME
Reliability by Design

OWNERS CLASSES and Other Information

PFAFF

No fee if your machine was purchased from The Quilting Bee.

Class registration is required.

Please bring: Your machine and accessories, thread, scissors, and note-taking materials.

Class	Day	Dates	Time
Entry Level Pfaff Mastery (Select 4.2, Passport 2.0, Passport 3.0)	Tues	1/30	10:00-1:00
	Sat	2/17	
Mid Level Pfaff Mastery (Ambition 1.0, Ambition 620, Quilt Ambition 630/635, Creative Ambition 640)	Mon	1/29	2:00-5:00
	Sat	2/17	2:00-5:00
Advanced Level Pfaff Mastery (Expression 710, Quilt Expression 720, Creative 4.5)	Fri	12/15	10:00-1:30
	Thurs	2/8	10:00-1:30
Icon Sewing (Performance Icon, Creative Icon 1 and 2)	Fri/Sat	12/8 & 12/9	10:00-1:00
	Wed/Thurs	3/27 & 3/28	
Pfaff Embroidery Mastery (Creative 4.5, Creative Icon 1 and 2)	Fri/Sat	12/8 & 12/9	2:00-5:00
	Wed/Thurs	3/27 & 3/28	



	Day	Dates	Time
Non-Airthread Serger Mastery (Vibrant, B44, B48, 8002D, etc.)	Fri	12/15	2:00-5:00
		2/2	1:00-4:00

BLOCK OF THE MONTH Programs

If you haven't tried a Block of the Month...why not?

We have quilts for every fabric, technique, and skill level. Find your favorites and simply start when you are ready. Each month, a new block becomes available...doling out the work in manageable chunks and giving you a beautiful creation at the end.

NEW

Au Naturel

Wilmington Prints

Finished size is 93" x 93"

This delicately colored queen quilt has been designed with Lisa Audit's beautiful Au Naturel collection.

8-month BOM



NEW

Symphony

Northcott Fabrics

Finished size 66" x 78"

This quilt features Northcott's Banyan Batik line in muted earthy tones, and is designed by Linda Hahn and Deborah Stanley of Frog Hollow Designs.

12-month BOM



Inner Relections

Marcus Fabrics

Finished size 60" x 60"

Inner Reflections is a sampler style block of the month and was created with applique, paper-piecing and traditional piece work. The mix of piecing techniques adds to the visual interest and uniqueness of this beautiful design.

12-month BOM



BLOCK OF THE MONTH Programs

These continuing Block of the Month programs can be joined at any time!

Zephyr

Wilmington Prints

Finished size is 96" x 102"

This queen size block of the month has been custom designed with Wilmington Print Essentials in a variety of blues, whites, and grays.

10-month BOM



Wool & Flannel Tree Skirt

QB Exclusive

Finished size 40" round

Add to your Christmas decor with this adorable tree skirt. Colorful seasonal wool appliques on a background of cozy flannel make this a project you'll treasure for years.

8-month BOM

NEW

Jacobean Dreams

QB Exclusive

Finished size 48" x 66"

Indulge in your love of wool applique in the classic Jacobean-style. A warm, inviting palette is sure to give you the warm fuzzies as you stitch away the winter. Designed in-house, this 13-month BOM contrasts traditional applique images with a modern setting.

13-month BOM



ALPHABETICAL INDEX

A Wintry Mix.....	9	Buckthorn Bag.....	9
Au Naturel BOM.....	32	Claudia Dinnell Event.....	21
Babylock Event.....	21	City Bags.....	7
BL/Bro Machine Mastery.....	26	Curvy Girls BOM.....	10
BL/Bro Embroidery Mastery.....	26	Dana Quilt (Next Steps).....	8
BL/Bro Cover & Chain Mastery.....	26	Demo Days.....	6
BL/Bro Serger Mastery.....	26	Dev. Your Walking Foot Skills.....	4
Bag Organizer.....	9	Edge to Edge Quilting.....	4
Bargello Tree Skirt.....	9	Embroidery Adventures.....	10
Basting Your Quilt.....	3	Fabric Bucket.....	10
Bee Stitchin'.....	24	Feathers Club.....	7
Beginning Kid's Pillowcase.....	9	Fiore Skirt.....	10
Beginning Kid's Sewing Camp.....	9	Flower Pop Runner.....	10
Beginning Machine Blanket Stitch.....	3	Free Motion Quilting.....	10
Beginning Machine Embroidery.....	4	Free Sew Day.....	24
Beginning Quilting.....	3	Gift of the Month.....	8
Beginning T-Shirt Quilt.....	7	Gnome Wall Hanging.....	10
bernette Machine Mastery.....	30	Hand Quilting for Beginners.....	4
Bernina Embroidery Mastery.....	27	HandiQuilter Event.....	21
Bernina Machine Mastery.....	27	Haralson Crossbody Bag.....	11
Bernina Mach. Access. Workshop.....	28	Highland Coo Cuddle Quilt.....	11
BerninaQSeriesTipsandTechniques.....	4	Inner Reflections BOM.....	32
Bernina Q-Matic Software Skills.....	27	IQ Design Heart Wallhanging.....	13
Bernina Serger Mastery.....	27	Janome Event.....	21
Bernina Serger Club.....	28	Janome Mastery.....	30
Bernina Software Mastery.....	29	Kids in Stitches.....	7
Bernina Q-Series Tips and Tech.....	4	Killarney Stained Glass WH.....	11
Beyond Basics.....	8	Kimberbell Clear Blue Tiles.....	5
Binding Techniques.....	4	Longarm Quilting.....	11
Birds in Toyland BOM.....	33	Machine Embroidery Workshop.....	8
Bonding with your BSR/ASR.....	4	Mariner's Compass.....	13

ALPHABETICAL INDEX

Mod Lights.....	11	Scan and Cut Mastery.....	26
Modern Mandala.....	13	Sky Diamonds (Next Steps).....	8
Next Steps.....	8	Snapshot Foldover Bag.....	12
Non-Airthread Serger Mastery.....	31	Soak Up the Sun.....	12
Orange Blossom Quilt.....	8	Software Inspirations.....	29
Paper Piecing Party.....	11	Sparrows Tablerunner.....	12
Pfaff Mastery.....	31	Stitch Club.....	24
Pincushion Party.....	11	Stitcher's Garden.....	28
Pincushion Threadcatcher.....	8	Stripology Ellipse.....	9
Pinwheel Star Quilt.....	11	Stumpkins Reindeer.....	13
Point of View Topper.....	12	Symphony BOM.....	32
Posh Pack.....	12	The Mountains Are Calling.....	13
Pot Pinchers.....	8	Tiny Tote.....	13
Previously Loved Machine Sale.....	14	Tool Tote.....	13
Quilt As You Go Tree Skirt.....	12	Westalee Quilting Rulers.....	5
Quilting With Embroidery.....	5	Wool & Flannel Treeskirt BOM.....	33
Redwood Tote.....	9	Wool Embroidery Stitches.....	5
Running With Scissors.....	12	Wool Mittens.....	9
Saturday Stitchers.....	24	Zephyr BOM.....	33

Follow us to keep up to date with events, sales, new products, and more!



Join our Email List!

Visit quiltingbeespokane.com to sign up!



Follow us on Facebook!

Just search for Quiltingbeespokane



Follow us on Instagram!

We are @Quiltingbeespokane



Subscribe to our Youtube Channel!

Search for The Quilting Bee Spokane



Follow us on Tik Tok!

We are @TheQuiltingBee



Follow us on Whatnot!

We are @TheQuiltingBee

The Quilting Bee, Inc.
16002 East Broadway
Spokane Valley, WA 99037
509-928-6037
www.quiltingbeespokane.com

The Quilting Bee

*"Sewing Machines, Fabric,
Classes, and Inspiration"*

STORE HOURS

Monday and Friday: 10-8pm
Tuesday - Thursday: 10-6pm
Saturday: 10-5pm

OPEN HOUSE & DEMO DAYS

December 1-9th

Save 20% off regularly-priced
fabric and class supplies

Mark Your Calendar!!!

Dec 1 - 2 - QB Elves
Jan 2 - 13 Used Machine Sale
Jan 25 - 27 Claudia Dinnell Work-
shop
Feb 23 & 24 - Handiquilter Event
Mar 2 - Babylock Event
Mar 15 OR 16 - Janome Event

STORE CLOSED

Dec 25 - Christmas Day
Jan 1 - New Year's Day

Print monthly calendars and
supply lists at:

www.quiltingbeespokane.com