



The Quilting Bee

LEARNING FROM FABRIC
CLASSES AND INSPIRATION

Fall 2024

Class & Event Schedule

August-September-October-November



Many times, in the Spring, we think of all things being new. But for us at The Bee it is the Summer and Fall when new things begin! For instance, the summer brings announcements of the most technologically advanced machines yet from Bernina, Brother, and Baby Lock, and the Fall brings them to

The Bee for all to see!

This proves change is good as these and so many other things make our craft easier and more fun every year. While we can love and appreciate what we have we can also step into something new with rapt anticipation and joy. That something new need not be a new machine but it might also be a new technique, a new type of fabric, a new class, sewing in a lawn chair like Stoopid Chicken, or best of all, a new friend.

Come join us as we embrace all that is new!

~ Scot and Treasure



NOTE that classes fill up quickly! Sign up promptly to be sure you get a spot! If you don't get in this time, we'll get you onto a wait list and get you into the next available spot.

PS: If you can't make a class, *please* let us know **ASAP, so we can get the next wait-listed student in.**

If you are unable to make a class and do not cancel before the day of class, we are no longer able to give refunds.

CLASS DESCRIPTIONS

Our goal is to offer all types of classes for all levels of sewist. We offer technique and project classes, machine and software masteries, clubs, and also host special events.

If you are ever unsure if a class will be right for you, we are more than happy to direct you or even put you in touch with the instructor so you can be sure the class will meet your needs.

QUILTING BEE CLASS LISTINGS

Class fees cover your instruction time only.

Additional supplies and a book/pattern will be required. Specific supply lists are available in the store and online and will be provided at the time of class registration.

To help you plan,
evening and weekend classes are listed in **purple!**

BASICS AND TECHNIQUE CLASSES

Suitable for all skill levels

These classes are designed to teach you a specific technique. You do not need any experience for these classes! All are hands-on lessons to give you experience and a comfort level with the technique being presented.

ALL BASIC CLASSES ARE SUITABLE FOR BEGINNERS!

Beginning Quilting

\$150 - Kathy/Rebecca/Kathryn B.

In Beginning Quilting you will learn all you need to know to FINISH a tablerunner in class...fabric selection, rotary cutting, useful tools, sewing a 1/4" seam AND basting, quilting and binding. There will still be homework! (PS. Please bring your own machine for this class.)

Mondays, 5 - 8 pm

Sept 16, 23, 30 & Oct 14, 21

Thursdays, 1 - 4 pm

Sept 26 & Oct 10, 24, 31 & Nov 7

OR

Saturdays, 10 am - 1 pm

Oct 12, 19, 26 & Nov 2, 9



Basting Your Quilt

\$20 - Nancy

You've finished your quilt top...now what? Nancy shows you how to baste your quilt sandwich (top, batting, and backing) prior to quilting. This class is free to our graduating **Next Step** students. (See page 9.)

Technique: Basting

Tuesdays, 10 am - noon

Aug 13 **OR** Oct 15

Beginning Machine Blanket Stitch

\$30 - Teresa

Learn to manage corners, curves, starting and ending the blanket stitch on your sewing machine. Great for machine applique!

Technique: Machine blanket stitch

Monday, Sept 16, 10 am - 1 pm OR

Tuesday, Oct 1, 10 am - 1 pm



Kind words are short and easy to speak but their echoes can be endless.

Quilting may not solve all your problems. But then, neither will housework.

Visit us online at: www.quiltingbeespokane.com

BASICS AND TECHNIQUE CLASSES

Beginning Machine Embroidery



\$40 - Teresa

Use your embroidery module to make a charming wall-hanging from your choice of our many machine embroidery patterns. Hooping, thread, and stabilizers will be discussed. This is **NOT a Mastery class** and assumes you have a working knowledge of your machine.

Prerequisite: Machine Embroidery Mastery

Technique: Machine embroidery


Wednesdays, noon - 4 pm

Sept 4 OR Nov 6

Binding Techniques

\$30 - Teresa

Your quilt is done (YAY you!) and now it needs a binding. Learn to calculate how much fabric you need, how to cut straight, bias, faux and spiral bindings, and how to attach the binding to your quilt. This class is free to our graduating **Next Step** students. (See page 9.)



Technique: Binding your quilt

Friday, 10 am - 1 pm, Sept 6 OR

Tuesday, 2 - 5 pm, Oct 1 OR

Tuesday, 10 am - 1 pm, Nov 12

Bonding With Your BSR/ASR

\$20 - Nancy

Discover how your Stitch Regulator can up your machine quilting game. You'll be quilting up a storm in no time!

Technique: Quilting with your BSR/ASR

Wednesday, 10 am - noon, Oct 2 OR

Thursday, 10 am - noon, Nov 7

Developing Your Walking Foot Skills

\$30 - Teresa

Learn the skills necessary to machine quilt with your walking foot. This class is free to our graduating **Next Steps** students. (See page 9.)

Technique: Quilting with walking foot

Tuesdays, 2 - 5 pm,

Aug 13, Oct 8 OR Nov 5

Edge to Edge Quilting

\$80 - Teresa

Learn how the Easy-Connect Quilting technique, combined with specially designed embroidery files, makes it possible to stitch edge-to-edge quilting on your home embroidery machine.

Technique: Embroidery machine quilting

Wednesdays, 1 - 5 pm, Oct 2 & 9 OR

Thursdays, 10 am - 2 pm, Nov 7 & 14

Hand Quilting for Beginners

\$20 - Kathryn

Fascinated with that truly classic hand-constructed look? Learn basic hand quilting techniques and find out which tools will make this lovely traditional skill a breeze!



Technique: Hand quilting

Tuesdays, 10 am - noon

Aug 20 OR Oct 29

Quilting With Embroidery

\$40 - Teresa

Learn how to quilt on your home embroidery machine! Learn custom quilting in the hoop with OESD quilting designs.

Technique: In the hoop quilting

Tuesdays, 1:30-5:30 pm

Sept 10 OR Nov 12

BASICS AND TECHNIQUE CLASSES

Westalee Quilting Rulers

\$20 - Nancy

Ensure quick success in your machine quilting by learning how to use quilting rulers by Westalee.



Technique: Westalee Quilting Rulers
Thursday, 10 am - noon, Sept 12 OR
Tuesday, 10 am - noon, Nov 19

Wool Embroidery Stitches

\$30 - Rebecca



If you'd like to learn embroidery stitches that can really make your wool applique projects shine, join us! Different wool fabrics,

threads, needles, glues and stabilizers are discussed.

Technique: Hand embroidery stitching
Thursdays, 10 am - 1 pm
Sept 19 OR Nov 21

New Baby Lock Top of the Line Coming Soon!
Check our Website, Social Media and Emails for Updates!



Meet the Bernina 990!



Visit us online at: www.quiltingbeespokane.com

5

QB Demo Days!

10 am - 4 pm

On select days of our Open House, we feature different product demonstrations.

Watch the demo and enter a daily drawing for a free class! Purchase the demo item, at 20% off (excludes Laura Star Irons and machines), and get two additional entries for the class giveaway!

Notions with Claudia

**Friday
August 2**

Claudia shows us the newest, most useful, and best loved notions... something to learn for everyone! And you get 20% off the featured notions for attending the demo!! Don't miss it!!!



Claudia Talks Thread



Okay, we **all** get confused by threads... what does weight mean, should we use cotton or polyester, what does mercerized mean and should we care, does age matter (careful there, Sparky), our uncertainties go on and on. But don't worry, Claudia will answer all your questions!


**Thursday
August 8**

Make & Take

**Friday
August 9**

Join Grace to construct this super adorable - and useful! - pincushion ring. Keep your pins really handy, yet coralled, while sewing and look posh while doing it.

Great idea for gifts!



PROJECT CLASSES

These classes are designed to take you down the path to completing a fun project - be it a quilt, table-topper, garment or other fabric craft - while also increasing your sewing knowledge and skills.

Classes are listed by level. Don't forget to check our website for a full-sized, printable monthly layout!

BEGINNER CLASSES - scissor

Beginning Kid's Sewing Camp

\$80 – Kathy W.

Are your young crafters ready to learn to sew? This 4-class series will guide them through safe rotary cutting, accurate piecing and stitching, and project assembly. Students will complete a pillowcase and a 24" pillow cover in class using fabric **they** choose.

Saturdays

10 am - noon

October 26

November 9, 16, & 30

*10 years and older **only** please.*

PLEASE NOTE: We find that children focus and learn best without additional adults in the classroom. Please entrust your children to our instructor during their class time. Thank you!

Kids In Stitches

\$50 per session

plus kit, when available

Now that your young sewist has **completed** our **Kids' Sewing Camp**, what can they tackle next? How about **Kids In Stitches**, our class for kids with different two-month projects! These projects will be useful and fun to construct and will build skills as they give budding artists practice and confidence.

Saturdays, 2 - 4:30 pm

October 26 & November 9

OR

November 16 & 30

*10 years and older **only** please*

PLEASE NOTE: We find that children focus and learn best without additional adults in the classroom. Please entrust your children to our instructor during their class time. Thank you!

Let's admit it: we put "made with love" on our creations because "made with cursing, 2 trips to the quilt store, and a whole lot of wine" just won't fit on a cute little label.

Visit us online at: www.quiltingbeespokane.com

Accessory Caddy

\$30- *Teresa*

This adorable caddy rotates on a mini lazy Susan, making access to your supplies a real breeze. Great for kids too!!!



Thursday, 3 - 6 pm, **Sept 11** OR
Wednesday, 10 am - 1 pm, **Nov 13**

Beginning T-shirt Quilt



\$40 - *Nancy*
Make that precious collection of t-shirts into a great graduation gift, memory quilt, or heading-away-from-

home gift.

Technique: Quilting with T-shirts

Wednesdays, 10 am - noon
Sept 11 & 18 OR **Nov 6 & 20**

Beyond Basics

\$25 - *Kathryn B.*

Once you've completed **Beginning Quilting**, where to go next? This class is for those interested in taking the traditional next step in their quilting journey by learning new skills and techniques.

Thursdays, 10 am - 12:30
Aug 22, Sept 12, Oct 10, Nov 7

City Bag(s)

\$60 - *Nancy*

If you've been looking for a bag that is truly do-able, this is it. The City Bags (Uptown, Midtown, or Downtown) are the same bag in different sizes, and can be completed by anyone with a walking foot.



Technique: Bag construction
Tuesdays, 10 am - 1 pm
Sept 10 & 17 OR **Nov 5 & 12**

Feathers Club

\$30 - *Kellie Marie*

Featherweight lovers unite! Explore what your machine can do while learning basic maintenance and how to use some of the accessories to construct projects.

Mondays, 1 - 4 pm OR 5 - 8 pm

Aug 12- Basic Maintenance
Sept 23- Patchwork Pumpkins
Oct 21- Mini Grab & Go Project
Nov 18- Nordic Star Block



Gift of the Month

\$20 - *Noreen*

Make someone - maybe you? - a new gift every month!

10 am - noon
Tuesday, Aug 20 -
Slice of Summer
Tuesday, Sept 17-
Mega Star

Wednesday, Oct 16-
All-Occasion Basket
Tuesday, Nov 19-
Embroidered Pillow



Machine Embroidery Workshop

\$70 - *Teresa*

Stitch a machine embroidery design while learning how stabilizers and batting affect your finished project. Bring your new or in-process project.

10 am - 5 pm
Monday, Aug 12
Thursday, Sept 12
Wednesdays, Oct 30 OR **Nov 20**



Next Steps:

\$60 - Kathy W./Kathryn B./Denise
 These classes are designed for the beginning quilter, with some sewing experience, who wants to pursue a simple project for their next step. Upon completion of these projects, coupons for **Basting Your Quilt, Developing Your Walking Foot Skills, and Binding Techniques** will be awarded.
(Please bring your own machine for these classes.)

NEW

Cosmic Cloud Quilt - Kathy W.

Just two simple stitch-and-flip blocks create this seemingly complex modern asymmetric throw quilt.



Mondays, 5 - 8 pm
Nov 11 & 25

Orla Quilt - Kathryn B.



The Orla Quilt Pattern is a simple, quick way to turn a Jelly Roll, fat eighth bundle, or fat quarter bundle into a striking quilt with lots of movement.

Thursdays, 2-5 pm, Aug 22 & Sept 5 OR
Saturdays, 2-5 pm, Oct 12 & 26

NEW

Twists & Turns Quilt - Denise

From the book *Stash Busting Weekend Quilts*, this charmer features simple-to-piece strips and half-square triangles. Its look can vary from modern to traditional, depending on your choice of fabrics!



Tuesdays, 2 - 5 pm
Sept 17 & 24 OR Nov 5 & 12

Pincushion Threadcatcher

\$30 - Kathy W.



This handy pincushion/threadcatcher is finished in one class. You'll want to make one for every place you sew and maybe for your friends

too!

Wednesday, Sept 18, 10 am - 1 pm OR
Thursday, Nov 14, 2 - 5 pm

Take a note from autumn's book and focus on aging gracefully. Be colorful, keep your cool, and take any opportunity to dance in the wind.



Fabric guilt: When you worry that you are "wasting" that fabulous fabric on a project that's not up to the fabric's fullest potential.



ambition line
 The craftsperson's most dependable tool.

GET DETAILS

PFAFF
 Perfection starts here.™

Visit us online at: www.quiltingbeespokane.com

Crazy Blooms

\$40 - Denise

NEW



This quilt by *One Sister Designs* showcases fun and funky crazy pieced blossoms. Make it big or

lap-sized!

Technique: Crazy piecing

Tuesdays, 1-5 pm, Aug 20 OR Oct 15

Curvy Girls BOM

\$30 - Kathryn M.



Do you need a bit of support for your curves? NO, it's not a garment, it's the

Wonder Curve Ruler! Kathryn will lead you through constructing a new curvy block every month.

Technique: Curved piecing

Thursdays, 2 - 5 pm

Aug 22, Sept 19, Oct 31, Nov 21

Curvy Girls Study Hall

\$30 - Kathryn M.

NEW

Want a little more reinforcement (no more garment comments!) for your curvy Sew Kind of Wonderful projects? Kathryn will give you all the bracing you need!

Thursdays, 2 - 5 pm, Sept 5 OR Nov 7

Ditty Bags 2.0

\$40 - Teresa



Pretty and practical, these zippered bags with side handles and diagonal borders are quick and easy to make.

Technique: Tote construction

Tuesday, 1 - 5 pm, Oct 15

Drop Zone

\$30 - Teresa

NEW



Multipurpose zippered pouches in three sizes open to create shallow trays that provide great visibility and easy access. Grab tabs make opening and closing easy. The optional hardware on one end may be used to attach a strap or other object.

Technique: Bag construction

Friday, 2 - 5 pm, Sept 6 OR

Wednesday, 2 - 5 pm, Nov 13

Embroidery Adventures

\$30 - Teresa

A different project each month keeps your approach to machine embroidery fresh and fun.

Tuesdays, 10 am - 1 pm

Aug 13- Hemingway Pouch

Sept 10- Fall Felt Banner

Oct 8- Tea Towel

Nov 5- Holiday Drawstring Bag



Free Motion Quilting

\$30 - Wendy

Learn how to free motion quilt on your home sewing machine. This class is hands on!

Technique: Free motion quilting

Mondays, 5 - 8 pm

Aug 12- Pebbles, swirls AND leaves

Sept 9- Rulerwork

Oct 14- Wavy lines

Nov 28- Feathers

OR Saturday, Sept 14(Condensed)

10 am - 1 pm Pebbles, swirls & leaves AND Rulerwork (1 & 2) OR

2 - 5 pm Wavy lines & Feathers (3 & 4)

(Please bring your own machine for these classes.)

Fall, the Beautiful Time of Year Between Heat Stroke and Frost Bite.

Geranium Dress

\$40 - Grace

This sweet and versatile dress, in two styles, will look charming on your little one.

Technique: Garment construction

Saturday, 10 am - 2 pm, Sept 28 OR

Wednesday, 1 - 5 pm, Nov 13




Memi's Lemons

\$40 - Maddie

Fran Gulick delights us again with this tribute to her grandmother and her beloved lemon tree. Rotating the blocks achieves a modern and fresh look.

Technique: Curved piecing

Tuesdays, 1-5 pm, Oct 22 OR Nov 26



NEW

Haralson Crossbody Bag

\$40 - Nancy

A useful and fun backpack to make! The foldover top and closure keep things secure, while the front zippered pocket keeps essentials within easy reach. Adjustable straps make it wearable in any season

Technique: Bag construction

Wednesdays, 10 am-noon, Oct 16 & 23



Paper Piecing Party

\$30 - Grace

Your monthly opportunity for Foundation Paper Piecing guidance! Bring your own project, or take advantage of the monthly free project. Absolute beginners welcome!

Technique: Paper piecing

Tuesdays, 10 am - 1 pm

Aug 20, Sept 24, Oct 22, Nov 19



Patchwork Duffle

\$60 - Maddie

You really can carry it all with this large duffle bag! Choose between a solid exterior fabric or scrap it up with some patchwork. There are two exterior pockets.

Technique: Bag construction

Wednesdays, 10 am-1 pm

Nov 6 & 13

NEW



Lloyd the Llama


\$40 - Grace

Load up on llama love with this llamalicious quilt! Using cuddle for the shaggy coat makes it extra snuggly.

Technique: Piecing with cuddle

Wednesdays, 2-4 pm, Sept 18 & 25

OR Oct 16 & 23



Longarm Quilting

\$30 - Wendy

Enhance your quilting by learning how to use a longarm quilting machine. You'll be astonished at how quickly you can complete those quilt tops that have been piling up.

Technique: Longarm quilting

Mondays, 5 pm - 8 pm

Sept 23 OR Nov 11

Range Backpack

\$40 - Maddie

A useful and fun backpack to make! The foldover top and closure keep things secure, while the front zippered pocket keeps essentials within easy reach. Adjustable straps make it wearable in any season

Technique: Bag construction

Tuesdays, 1-5 pm

Oct 15 OR Nov 19

NEW



Visit us online at: www.quiltingbeespokane.com

Simply Swoon Quilt



\$40 - Teresa

This quilt is one big block... talk about super quick fast! With its big, bright star, and available in two practical sizes, it makes a lovely addition to any room.

Technique: Machine piecing

Thursday, 10 am - 2 pm, **Sept 5** OR

Friday, 3 - 7 pm, **Nov 1**

NEW

Stadium Bag

\$50 - Teresa

Carry all your necessities in this clear vinyl bag that is stadium tested and worthy.

With interior pockets and a top zipper, it is both handy and secure.

Technique: Vinyl bag construction

Wednesday, noon - 5 pm, **Sept 25** OR

Saturday, noon - 5 pm, **Nov 16**



Windswept Quilt

NEW



\$60 - Kathy W.

Windswept is a modern beauty! It uses various sizes of drunkards path blocks to create gorgeous flowers that dance across the surface of the quilt. Kathy will have you piecing curves in no time and building this bouquet in your own palette, whether modern, traditional, batik or solid.

Technique: Curved piecing

Mondays, 10 am-1 pm, **Sept 9 & 16** OR

Wednesdays, 10 am-1 pm, **Oct 16 & 23**

“Nobody starts out a perfect quilter.” – Sandra Dallas.

PRINTMODA
Fabric Printing
Make it yours
powered by Artspira
LEARN MORE
brother

Meet the Bernette 08 Straight Stitch Machine!



Advanced -  scissors

Frankie Shirt

NEW



\$50 – Kathy W.

This elegant six-button shirt has a back inverted pleat, diagonal back seams with vent openings, and a stand-up or turn-down collar. Three-quarter length sleeves with diagonal seams and asymmetric vents add interest and panache.

Technique: Garment construction
Wednesdays, 10 am-12:30 pm, Oct 2 & 9
OR
Mondays, 10 am-12:30 pm, Nov 18 & 25

Home Town Quilt Machine Embroidery and Applique

NEW



\$40 – Noreen

This sweet quilt (in two sizes) by *Bee In The Bonnet* is constructed completely in the hoop! Use stitch and flip and machine

applique techniques to make this project come to life. Noreen will give you all the instruction and tips you need to make this a forever keepsake.

Technique: In the hoop embroidery and applique

Thursdays, 1 - 5 pm, Aug 22, Sept 12

Tuesdays, 1 - 5 pm, Oct 29, Nov 26

The Mountains Are Calling

\$40 – Kathy W.

This quilt is a lap-sized (or wall hanging) invitation to ponder the great outdoors while you stay nice and snug.



Kathy will guide you through the piecing and placement to make this a favorite.

Technique: Machine piecing

Wednesdays, 10 am - noon, Sept 4 & 11



 **Handi Quilter**
BY QUILTERS FOR QUILTERS

BERNINA L 890 QUILTERS EDITION

Exclusive
FREE GIFTS

with purchase package
OVER A \$1,600* VALUE



BERNINA made to create



Let Our Lives Be Full of Both
Thanks and Giving

Visit us online at: www.quiltingbeespokane.com

13

What's Happening At The Bee?



Previously Loved Machine Sale August 1st - 10th



Yes, it's time for our **Previously Loved Machine Sale!** These babies have been serviced and are ready for you to adopt. They start at \$99 and go all the way up to current top-end machines. Several are Trade-Up machines that have been barely used. They will all be set up in the classroom for you to try before you buy!

Have you heard about the *Quilting Bee Hive*? It's our Facebook Community Group! It's a space where quilters and makers of all kinds can get together and show off their work, talk about projects they've got in progress, discuss useful techniques and get tips on getting the most from their machines. The inspiration is a bonus! It's a great place to get positive vibes and super support.



Share the love!



We're doing something buzzworthy! Join us at 9:30 am on Wednesday mornings for our Facebook livestream *What's Buzzing at the Bee*. We'll show you our newest fabric lines, kits, samples, notions we love, trunk shows, all kinds of good stuff. If it's buzzworthy, you can hear about it here first! You can also watch on Youtube & TikTok!

What's Happening At The Bee?



We hope to welcome **Dapper Den** by *Dear Stella* in August. This modern line, in vintage muted colors, is somewhat reminiscent of the *Frog and Toad* books that we enjoyed in our youth. It could be a charming addition to a child's quilt or to any creation that wanted to display an elegant brand of whimsy.

This line by *Blank Quilting*, **Whiskers Among the Petals**, is due in September. A delightful nod to our feline-loving crowd, this line features cats of many colors among with the sweet blooms they love to lounge in. Who can't use more kitty love in their life?



Roosters, cows, pigs, barns, and windmills... all our favorite farm icons are spotlighted in this subtly hued homestead line **Chalk Barn** by *Benartex*. Calming seaglass is accented by rose, butter, and graphite to evoke a cozy and homey feeling in this fresh take on a modern classic.

Who wouldn't think of the Pacific Northwest when viewing this lovely painterly harbor scene by *Northcott*? The **City Harbor** line uses moody blues and greys along with textures, brushstrokes and geometrics to create a vision of a fabric collection. Perfect for a November arrival!



Visit us online at: www.quiltingbeespokane.com

15



QB Elves is Coming Up!
December 13th - 14th
*Spaces are limited
 and fill up quick!*
Call or come by to sign up!


Class Policies:

1. Classes fill quickly! Register early to guarantee your spot. Payment of the class fee is required to register.
2. The Quilting Bee typically accepts only 6 students per class. If a class fills, we can place you on the waiting list and contact you if an additional session is added or if there is a cancellation.
3. If you are unable to attend class, **please call in advance**. We are happy to transfer you to another class or issue a gift certificate! **Please Note:** we can no longer issue gift certificates if a cancellation is made the day of class.
4. Phone registrations are taken with credit or debit card, or gift card payment only.
5. No children, babies, or cell phones are allowed in class. Please help create a respectful learning environment for yourself, the instructor, and other students.
6. Upon registering, you will be given a supply list for each class. **Most class supply lists are also available on our website.** Read it completely and see what, if any, preparations need to be done ahead of time. Kits are available for some classes and fabric in kits may vary. **Bring basic supplies* to every class.**
7. Please put your name or other identifying mark on all supplies you bring to class to prevent mix-ups.
8. **Please arrive no sooner than 15 minutes prior to class time to set up. Classes start at listed time. Please have supplies purchased prior to class.**
9. If you take 8 QB classes, turn in your class card to receive one FREE class (up to \$40 value).
10. **STUDENTS RECEIVE A 10% DISCOUNT ON SUPPLIES USED IN CLASS PROJECTS.** This discount is not combined with any other offers or discount, and does not include basic sewing supplies (except for **Beginning Quilting** classes).


***Basic supplies: pins, needles, scissors, rotary cutter, ruler(s),
 rotary mat, thread, seam ripper**

| Sunday | Monday | Tuesday | Wednesday | Thursday | Friday | Saturday |
|---|--|--|---|---|---|---|
| <h1>August 2024</h1> | | | | 1 Free Sew Day | 2 DEMO Notions | 3 10-3:30 Saturday Stitchers |
| | | | | Open House & Previously Loved Machine Sale | | |
| 4 STORE CLOSED | 5 Free Sew Day | 6 10-1 bL Entry Level Mastery 1:30-5 Pfaff Advanced Level Mastery | 7 10-1 bL Mid Level Machine Mastery 1:30-4:30 bL Mid Level Embroidery Mastery | 8 DEMO Thread | 9 MAKE & TAKE Pincushion Ring | 10 Free Sew Day |
| Open House & Previously Loved Machine Sale | | | | | | |
| 11 STORE CLOSED | 12 10-1 4/5-Series Basic Operations 10-5 Machine Embroidery Workshop 1-4 Feathers Club 2-5 7-Series Basic Ops 5-8 Feathers Club 5-8 Free Motion Quilting | 13 10-12 Machine Accessory Workshop 10-12 Basting Your Quilt 10-1 Embroidery Adventures 2-4 Machine Accessory Workshop 2-5 Developing Walking Ft Skills | 14 SET UP | 15 | 16 | 17 |
| SIDEWALK SALE | | | | | | |
| 18 STORE CLOSED | 19 10-1 4/5-Series Stitch Fun 1:30-4:30 Stitcher's Garden 2-5 7-Series Stitch Fun 5-8 Stitcher's Garden 5-8 Stitch Club | 20 10-12 Beg Hand Quilting 10-12 Gift of the Month 10-1 Paper Piecing Party 1-5 Crazy Blooms 2-5 Software Building Blocks | 21 10-3:30 Bee Stitchin' 10-2:30 Bernina L860/L890 Serger Mastery | 22 10-12:30 Beyond Basics 1-5 Home Town Quilt ME 2-5 Curvy Girls BOM 2-5 Next Steps 1 | 23 10-1 Janome Mechanical Machine Mastery 2-5 Janome Entry/Mid Level Mastery 3-6 Stitch Club | 24 10-1:30 Janome Advanced Machine Mastery 2-5 Janome Advanced Embroidery Mastery |
| 25 STORE CLOSED | 26 SET UP | 27 | 28 | 29 | 30 | 31 |
| HandiQuilter Event | | | | | | |

Visit us online at: www.quiltingbeespokane.com

| Sunday | Monday | Tuesday | Wednesday | Thursday | Friday | Saturday |
|----------------------------------|---|---|--|--|--|--|
| 1 STORE CLOSED | 2 STORE CLOSED Labor Day  | 3 10-5 990 Mastery 1 | 4 10-12 The Mountains Are Calling 1 10-5 990 Mastery 2 12-4 Beginning Machine Embroidery | 5 10-12:30 3-series Mastery 10-4:30 Machine Embroidery Mastery 10-2 Simply Swoon Quilt 2-5 Next Steps 2 2-5 Curvy Girls Study Hall | 6 10-1 Binding Techniques 10-1 Pfaff Icon Machine Mastery 1 2-5 Drop Zone 2-5 Pfaff Embroidery Mastery 1 3-6 Stitch Club | 7 10-1 Pfaff Icon Machine Mastery 2 10-3:30 Saturday Stitchers 2-5 Pfaff Embroidery Mastery 2 |
| 8 STORE CLOSED | 9 10-1 4/5-Series Creative Operations 10-1 Windswept 1 2-5 7-Series Creative Ops 5-8 Free Motion Quilting | 10 10-12 Stitchers Garden 10-1 Embroidery Adventures 10-1 City Bags 1 2-4 Stitchers Garden 1:30-5:30 Quilting With Embroidery | 11 10-12 Beg T-shirt Quilt 1 10-12 The Mountains Are Calling 2 10-3:30 Bee Stitchin' 3-6 Accessory Caddy | 12 10-12 Westalee Quilting Rulers 10-12:30 Beyond Basics 10-5 Machine Embroidery Workshop 1-5 Home Town Quilt ME | 13 10-2 Bernina Serger Club 3-6 Bernina Cover & Chain | 14 10-1 Free Motion Quilting 1 & 2 2-5 Free Motion Quilting 3 & 4 |
| 15 STORE CLOSED | 16 10-1 4/5-Series Basic Operations 10-1 Windswept 2 10-1 Beg Machine Blanket Stitch 1:30-4:30 Stitcher's Garden 2-5 7-Series Basic Ops 5-8 Beg Quilting 1 5-8 Stitcher's Garden | 17 10-12 Gift of the Month 10-1 City Bags 2 10-1 bL Mid Level Machine Mastery 1-5 Bernina Pro Mastery 1:30-4:30 bL Mid Level Embroidery Mastery 2-5 Next Steps 1 | 18 10-12 Machine Accessory Workshop 10-12 Beg T-shirt Quilt 2 10-1 Pincushion Threadcatcher 2-4 Machine Accessory Workshop 2-5 bL Entry Level Mastery 2-4 Lloyd the Llama 1 | 19 10-1 Wool Stitches 10-5 990 Mastery 1 2-5 Curvy Girls BOM | 20 10-5 990 Mastery 2 10-1 Pfaff Entry Level Mastery 2-5 Pfaff Mid Level Mastery | 21 10-1:30 bernette Advanced Mastery 2-5 bernette Embroidery Mastery |
| 22 STORE CLOSED | 23 10-1 4/5 Series Stitch Fun 1-4 Feathers Club 2-5 7-Series Stitch Fun 5-8 Feathers Club 5-8 Beg Quilting 2 5-8 Longarm Quilting | 24 10-1 Software 1 10-1 Paper Piecing Party 2-5 Software Building Blocks 2-5 Next Steps 2 | 25 10-4:30 Machine Embroidery Mastery 12-5 Stadium Bag 2-4 Lloyd the Llama 2 | 26 10-1 bL Scan & Cut 10-4 880 Mastery 1 1-4 Beg Quilting 1 | 27 10-1 Janome Mechanical Machine Mastery 10-4 880 Mastery 2 2-5 Janome Entry/Mid Level Mastery | 28 10-2 Geranium Dress |
| 29 STORE CLOSED | 30 10-1 4/5-Series Creative Operations 2-5 7-Series Creative Ops 5-8 Stitch Club 5-8 Beg Quilting 3 | <h1>September 2024</h1> | | | | |

| Sunday | Monday | Tuesday | Wednesday | Thursday | Friday | Saturday |
|--------------------------------------|---|---|---|--|--|---|
| October 2024 | | 1 10-1 Software 2 10-1 Beg Machine Blanket Stitch 2-5 Binding Techniques | 2 10-12 Bonding With Your BSR/ASR 10-12:30 Frankie Shirt 1 10-3:30 Bee Stitchin' 1-5 Edge to Edge Quilting 1 2-5 bL Entry Level Mastery | 3 SET UP | 4 B990 EVENT StitchWise | 5 B990 EVENT StitchWise |
| | | 6 STORE CLOSED | 7 10-1 4/5 Series Basic Ops 2-5 7-Series Basic Ops | 8 10-1 Software 3 10-1 Embroidery Adventures 2-4 Stitchers Garden 2-5 Developing Walking Ft Skills | 9 10-12 Machine Accessory Workshop 10-12:30 Frankie Shirt 2 10-1 bL Mid Level Machine Mastery 1-5 Edge to Edge Quilting 2 2-4 Machine Accessory Workshop 1:30-4:30 bL Mid Level Embroidery Mastery | 10 10-12:30 Beyond Basics 10-4 880 Mastery 1 1-4 Beg Quilting 2 |
| 13 STORE CLOSED | 14 10-1 4/5 Series Stitch Fun 1:30-4:30 Stitcher's Garden 2-5 7-Series Stitch Fun 5-8 Stitcher's Garden 5-8 Beg Quilting 4 | 15 10-1 Software 4 10-1 Basting Your Quilt 1-5 Ditty Bags 1-5 Crazy Blooms 1-5 Range Backpack | 16 10-12 Haralson Crossbody Bag 1 10-12 Gift of the Month 10-1 Windswept 1 1-5 Bernina Pro Mastery 2-4 Lloyd the Llama 1 | 17 SET UP | 18 | 19 10-1 Beg Quilting 2 |
| | | | | | | WSQ Quilt Show |
| 20 STORE OPEN | 21 10-1 4/5-Series Creative Operations 1-4 Feathers Club 2-5 7-Series Creative Ops 5-8 Feathers Club 5-8 Beg Quilting 5 | 22 10-1 Paper Piecing Party 10-1 Software 5 1-5 Memi's Lemons 2-5 Software Building Blocks | 23 10-12 Haralson Crossbody Bag 2 10-3:30 Bee Stitchin' 10-1 Windswept 2 2-4 Lloyd the Llama 2 | 24 10-1 bL Cover & Chain 10-5 990 Mastery 1 1-4 Beg Quilting 3 | 25 10-1:30 Janome Advanced Machine Mastery 10-5 990 Mastery 2 2-5 Janome Embroidery Mastery | 26 10-12 Kids' Camp 1 10-1 Beg Quilting 3 2-4:30 Kids In Stitches 1 2-5 Non- Airthread Sergers Mastery 2-5 Next Steps 2 |
| | | | | | | WSQ Quilt Show |
| 27 STORE CLOSED | 28 10-4:30 Machine Embroidery Mastery 5-8 Free Motion Quilting 5-8 Stitch Club | 29 10-12 Stitchers Garden 10-12 Beg Hand Quilting 1-5 Hometown Quilt ME | 30 10-1 bL Upper Level Machine Mastery 10-5 Machine Embroidery Workshop 1:30-4:30 bL Upper Level Embroidery Mastery | 31 1-4 Beg Quilting 4 1-5 Bernina Pro Mastery 2-5 Curvy Girls BOM | | |

| Sunday | Monday | Tuesday | Wednesday | Thursday | Friday | Saturday |
|--------------------------------------|--|--|---|---|--|---|
| November 2024 | | | | | 1 10-1 Pfaff Icon Machine Mastery 1 10-2 Bernina Serger Club 2-5 Pfaff Embroidery Mastery 1 3-7 Simply Swoon Quilt 3-6 Stitch Club | 2 10-1 Pfaff Icon Machine Mastery 2 10-1 Beginning Quilting 4 10-3:30 Saturday Stitches 2-5 Pfaff Embroidery Mastery 2 |
| 3 STORE CLOSED | 4 Free Sew Day | 5 10-1 Embroidery Adventures 10-1 City Bags 1 10-1 bL IQ Mastery 2-5 Developing Walking Ft Skills 2-5 Next Steps 1 | 6 10-12 Beg T-shirt 1 10-1 Patchwork Duffel 1 12-4 Beginning Machine Embroidery | 7 10-12 Bonding With Your BSR/ASR 10-12:30 Beyond Basics 10-2 Edge to Edge Quilting 1 1-4 Beg Quilting 5 2-5 bL Serger/Overlocker Mastery 2-5 Curvy Girls Study Hall | 8 Free Sew Day | 9 10-12 Kids' Camp 2 10-1 Beginning Quilting 5 10-1 Pfaff Entry Level Mastery 2-4:30 Kids In Stitches 2 2-5 Pfaff Mid Level Mastery |
| 10 STORE CLOSED | 11 10-1 4/5 Series Basic Ops 10-2:30 Bernina L460/L850 Serger Mastery 2-5 7-Series Basic Ops 3-7:30 bernette Serger Mastery 5-8 Next Steps 1 5-8 Longarm Quilting | 12 10-12 Stitches Garden 10-1 Binding Techniques 10-1 City Bags 2 1:30-5:30 Quilting With Embroidery 2-4 Stitcher's Garden 2-5 Next Steps 2 | 13 10-12 Machine Accessory Workshop 10-1 Patchwork Duffel 2 10-1 Accessory Caddy 1-5 Geranium Dress 2-4 Machine Accessory Workshop 2-5 Drop Zone | 14 10-5 990 Mastery 1 10-2 Edge to Edge Quilting 2 2-5 Pincushion Threadcatcher | 15 10-1:30 bernette Advanced Mastery 10-5 990 Mastery 2 2-5 bernette Embroidery Mastery | 16 10-12 Kids' Camp 3 12-5 Stadium Bag 2-4:30 Kids In Stitches 1 |
| 17 STORE CLOSED | 18 10-12:30 Frankie Shirt 1 10-1 4/5-Series Stitch Fun 1-4 Feathers Club 1:30-4:30 Stitcher's Garden 2-5 7-Series Stitch Fun 5-8 Stitcher's Garden 5-8 Feathers Club 5-8 Free Motion Quilting | 19 10-12 Westalee Quilt Rulers 10-12 Gift of the Month 10-1 Paper Piecing Party 1-5 Range Backpack 2-5 Software Building Blocks | 20 10-12 Beg T-shirt 2 10-3:30 Bee Stitchin' 10-5 Machine Embroidery Workshop | 21 10-1 Wool Stitches 10-4:30 Machine Embroidery Mastery 2-5 Curvy Girls BOM | 22 Reserved | 23 Reserved |
| 24 STORE CLOSED | 25 10-12:30 Frankie Shirt 2 10-1 4/5-Series Creative Operations 2-5 7-Series Creative Ops 5-8 Next Steps 2 5-8 Stitch Club | 26 10-1 bL Upper Level Machine Mastery 1-5 Memi's Lemons 1-5 Home Town Quilt ME 1:30-4:30 bL Upper Level Embroidery Mastery | 27 STORE CLOSSES AT 3:00 PM | 28 STORE CLOSED Thanksgiving  | 29 Free Sew Day | 30 10-12 Kids' Camp 4 10-1:30 Pfaff Advanced Level Mastery 2-4:30 Kids In Stitches 2 |

What's Happening At The Bee?

Don't Forget!

Quilting Bee Open House & Demo Days!

August 1st - 10th



Save 20% Off Regularly-Priced
Fabric and Class Supplies.
And check out our Demos we
are offering on Page 6!



**Washington
State Quilters**
Spokane Chapter

WSQ Quilt Show

Friday - Sunday, October 18th - 20th

*Come join us at the show and see hundreds of Quilts and
our best Sewing Machine Deals of the year!*



Not on our Email List?

We send out Emails a few times a month with
all of our new Events, Specials,
New Machines, and other great info!

To Join, Scan this QR Code

Or go to Quiltingbeespokane.com and Click
"Click Here to Join our Email List!"



Visit us online at: www.quiltingbeespokane.com

21

What's Happening At The Bee?



WANTED

The Location of Stoopid Chicken

Stoopid Chicken has gotten himself lost in the store! What we need is pictures of where the chicken is! Take a picture or selfie of Stoopid Chicken if you find him, and post it on Facebook or Instagram and tag us in it! Then show it to a Sheriff at the counter!



REWARD

1 FREE COTTON FAT QUARTER!

LIMIT 1 PER WEEK PER PERSON
@QUILTINGBEESPOKANE

Whatnot is a livestream shopping app, but unlike our What's Buzzing at the Bee Facebook Live, you can buy anything we show you in the app instantly and have it shipped to you!

Every Wednesday at 4pm, we will be showing dozens of our favorite kits, patterns, and other new arrivals!

Visit our website at quiltingbeespokane.com which includes instructions for how to download the app, sign up, and follow @thequiltingbee.



What's Happening At The Bee?

The Annual Quilting Bee Sidewalk Sale August 15th-17th

Join us for our biggest and most popular fabric sale of the year!



Bernina 990 Stitchwise Event!

BERNINA
StitchWise:
SEW LIKE A PRO



October 4th-5th
10:00am - 4:00pm

Call to Register

The Quilting Bee
16002 E. Broadway Ave.
Spokane Valley, WA 99037

Join us
for a special HQ
longarm event!

HandiQuilter
LONGARM EDUCATION

Ready to start your longarm journey?

Visit us online at: www.quiltingbeespokane.com

**August
27th-31st**

Join us to learn all about longarm quilting techniques, specialized accessories, and the basics of longarming!

23

OPEN AND ASSISTED SEWING

Have projects that you just haven't had time to do? Perhaps you're stuck at a step that confuses and frustrates you? Or you just want to sew in a space with other quilters? We have classes for that too! Call ahead to register as space is limited.

| Class | Day | Dates | Time | Fee |
|--|-------|-----------------------------------|--------------|------|
| Bee Stitchin' <i>Noreen</i> Assisted sewing for any project. | Wed | 8/21, 9/11, 10/2, 10/23, 11/20 | 10:00 - 3:30 | \$55 |
| Saturday Stitchers <i>Teresa</i> Assisted sewing for any project. | Sat | 8/3, 9/7, 10/12, 11/2 | 10:00 - 3:30 | \$55 |
| Stitch Club <i>No Instructor</i> Bring your current hand stitching project and enjoy fellowship while you create. | Mon | 8/19, 9/30, 10/28, 11/25 | 5:00 - 8:00 | FREE |
| | Fri | 8/23, 9/6, 10/11, 11/1 | 3:00-6:00 | |
| Free Sew Day <i>No Instructor</i> Bring a project that you're working on and use our classroom to have a sew day! | Thurs | 8/1 | 10:00 - 4:00 | FREE |
| | Mon | 8/5, 11/4 | | |
| | Sat | 8/10 | | |
| | Fri | 11/8, 11/29 | | |

BERNINA 735 PATCHWORK EDITION

YOU WILL BE INSPIRED!



made to create **BERNINA**

Machine Service

An annual clean, oil and adjust keeps your machine in tip-top shape.

We offer same-day service for our out-of-town customers

if it is scheduled in advance with our Tech Department for an additional 10% fee.

WE SERVICE ALL BRANDS!

Our technicians are capable of servicing any make or model of machine, from A-Z and everything in between!

We do not currently service industrial machines.

We are authorized repair technicians for baby lock, Bernina, bernette, brother, Janome, HandiQuilter and Pfaff machines.

If you want to keep your machine until we are ready to service it, try our “virtual queue!” Just call (509) 928-6037, give us your name, machine make/model and contact information. We will contact you when your machine’s turn for service is coming up. Then just drop it off within 7 business days and it will be ready for you in a few days. *Note: if we have to order parts it could take longer.*

See you soon, at The Bee!

MACHINE INSTRUCTION

baby lock, Bernina, bernette, brother, Janome, Handi Quilter & Pfaff

The Quilting Bee offers instruction classes for machine owners that purchased their machine from our store. These classes help you learn to operate and maintain your serger, sewing, or embroidery machine. They are free of charge and may be taken as often as you feel necessary while your machine is still in the current line to get comfortable using your machine as space allows.

Please bring your own machine to learn and gain experience with it.

If you would like to take our mastery classes but purchased your machine elsewhere, the standard hourly rate will apply for classes listed in this mailer (\$10/hour). If you schedule a one-on-one for instruction, the private lesson rate of \$40/hour will apply.

REGISTRATION IS REQUIRED.

NOTE - Mastery classes are grouped by machine brand and model (i.e. 8-series, 3-series, etc.) with the exception of embroidery instruction which may be grouped together within a brand. Please read carefully to ensure you enroll in the proper classes. If you are unsure, we are happy to guide you to the proper class(es).

Required Supplies: Your machine, power cord, foot control, appropriate bobbin, all accessories that came with your machine, **manual**, scissors, thread, and note-taking supplies.

NOTE: If you do not have a current machine model, please call to inquire about your options. We are happy to accommodate other machines based on instructor availability, as you may require a one-on-one session.

Visit us online at: www.quiltingbeespokane.com

25

baby lock**MACHINE, EMBROIDERY, AND brother
SERGER MASTERY**

| Class | Day | Dates | Time |
|--|-------|------------|------------|
| Entry Level Machine Mastery <i>baby lock (Jubilant, Zeal, Zest, Brilliant, Lyric, and Soprano)</i> <i>brother (NS80E, PS700, BQ1350, BQ950, NS1850D, PS500)</i> | Tues | 8/6 | 10:00-1:00 |
| | Wed | 9/18, 10/2 | 2:00-5:00 |
| Mid Level Machine Mastery <i>baby lock (Aurora, Bloom, Ballad, Chorus, Aerial)</i> <i>brother (N2850D, NQ3700D, BQ2450, BQ3050, BM5200Dis)</i> | Wed | 8/7, 10/9 | 10:00-1:00 |
| | Tues | 9/17 | 10:00-1:00 |
| Mid Level Embroidery Mastery | Wed | 8/7, 10/9 | 1:30-4:30 |
| | Tues | 9/17 | 1:30-4:30 |
| Upper Level Machine Mastery <i>baby lock (Aerial, Altair, and Solaris)</i> <i>brother (Stellaire, Luminaire)</i> | Wed | 10/30 | 10:00-1:00 |
| | Tues | 11/26 | |
| Upper Level Embroidery Mastery | Wed | 10/30 | 1:30-4:30 |
| | Tues | 11/26 | |
| Upper Level IQ Mastery | Tues | 11/5 | 10:00-1:00 |
| Serger/Overlock Mastery <i>Includes: Acclaim, Accolade, Victory, and Triumph</i> | Thurs | 11/7 | 2:00-5:00 |
| Cover and Chain Mastery | Thurs | 10/24 | 10:00-1:00 |
| Scan and Cut | Thurs | 9/26 | 10:00-1:00 |

**New Top of the Line Brother Aveneer Coming Soon!
Check our Website, Social Media and Emails for Updates!**



MACHINE, EMBROIDERY, AND SERGER MASTERY

BERNINA

made to create

| Class | Day | Dates | Time |
|---|----------|--------------------------------|-------------|
| 3-Series Mastery | Thurs | 9/5 | 10:00-12:30 |
| 4/5-Series Mastery | Mon | 8/12, 9/16, 10/7, 11/11 | 10:00-1:00 |
| 7-Series Machine Mastery | Mon | 8/12, 9/16, 10/7, 11/11 | 2:00-5:00 |
| Machine Embroidery Mastery | Thurs | 9/5, 11/21 | 10:00-4:30 |
| | Wed | 9/25 | |
| | Mon | 10/28 | |
| Bernina PRO Mastery (790 PRO Prerequisite Machine and Embroidery Mastery) | Tues | 9/17 | 1:00-5:00 |
| | Wed | 10/16 | 1:00-5:00 |
| | Thurs | 10/31 | 1:00-5:00 |
| 880 Mastery | Thur/Fri | 9/26&27, 10/10&11 | 10:00-4:00 |
| 990 Mastery | Tues/Wed | 9/3&4 | 10:00-5:00 |
| | Thur/Fri | 9/19&20, 10/24&25, 11/14&15 | 10:00-5:00 |
| Bernina Serger Mastery (L450/460, L850) | Mon | 11/11 | 10:00-2:30 |
| Bernina L860/890 Mastery | Wed | 8/21 | 10:00-2:30 |
| bernette Serger Mastery | Mon | 11/11 | 3:00-7:30 |
| Bernina Cover and Chain | Fri | 9/13 | 3:00-6:00 |



Start a new project with
freshly sharpened scissors;
sharp blades make happy sewists!



Scissor sharpening starts at
\$10.99/pair

Introducing

PFAFF performance icon
Sewing Machine

Perfection is in the details

LEARN MORE

expression™ line

Where innovation and
durability meet.



GET DETAILS

PFAFF
Perfection starts here.™

Visit us online at: www.quiltingbeespokane.com

27





**Club Classes
FREE to Bernina Owners!**

BERNINA
made to create

Looking for fun, fellowship, creative projects, and top-notch instruction? Want to learn more about your machine? Join one (or all) of our Clubs! **REGISTRATION IS REQUIRED.**

Required Supplies: A pattern may be required. Check your specific class supply list.

Please bring your own machine so you can continue to learn its features.

| Club | Day | Dates | Time | Project |
|---|------|--------------------------------|--------------------------------|---|
| Stitcher's Garden <i>Designed for Bernina feet/stitches but we welcome all machine brands. This quilt is stunning!</i> | Mon | 8/19, 9/16, 10/14, 11/18 | 5:00-8:00 |  |
| | | 8/19, 9/16, 10/14, 11/18 | 1:30-4:30 | |
| | Tues | 9/10, 10/29, 11/12 | 10:00-12:00 | |
| | | 9/10, 10/8, 11/12 | 2:00-4:00 | |
| Bernina Serger Club | Fri | 9/13, 10/11, 11/1 | 10:00 -2:00 | Sept: Crazy Quilted Pillow  Oct: Braided Runner  Nov: Flatlock Throw  |
| Bernina Machine Accessories Workshop | Tues | 8/13 | 10:00-12:00 or 2:00-4:00 | <i>Learn how to take advantage of all the creative accessories Bernina provides!</i> |
| | Wed | 9/18, 10/9, 11/13 | 10:00-12:00 or 2:00-4:00 | |



Software Mastery and Specialty Classes

BERNINA
made to create

Explore the possibilities embroidery offers as you learn the basics of Bernina Embroidery Software. No fee if your software was purchased at the QB, **class registration is required.**
Required Supplies: Software (loaded on your laptop). The Software 8/9 Workbook is provided on our website under the machines tab, or, if you wish, you may print it for class. Please also bring note-taking supplies. **DesignerPlus requires Classes 1-5.**

| Software Mastery | |
|---|---------------------------|
| Software 1 - EditorPlus Features - Software Basics, Lettering Basics, Editing a Design, Monogram | Tues, 9/24, 10 am - 1 pm |
| Software 2 - Auto-Digitizing - Redwork, Magic Wand, Auto-Digitizing, PhotoSnap, Convert Artwork to Embroidery | Tues, 10/1, 10 am - 1 pm |
| Software 3 - Application Programs - Quilter, Cross-Stitch, Portfolio | Tues, 10/8, 10 am - 1 pm |
| Software 4 - Manual Digitizing, Echo Quilting, Applique, Multi-Hooping | Tues, 10/15, 10 am - 1 pm |
| Software 5 - Trapunto, Punchwork, Stumpwork, Calligraphy, Effects | Tues, 10/22, 10 am - 1 pm |

Please be aware that **all machine mastery classes must be completed before attending software classes.** Software students should have a strong familiarity with their machine.

Software Building Blocks

Noreen - \$30

Learn new Bernina software techniques with both a virtual lesson and hands-on computer experience.

Tuesdays, 2 - 5 pm

8/20, 9/24, 10/22, 11/19

Please note that software classes require the use of our projector and are very noise sensitive. Please place cell phones on silent for the duration of class and be respectful of other students.

Visit us online at: www.quiltingbeespokane.com

29

bernette

SWISS DESIGN

OWNERS
CLASSES and

Other Information

JANOME

No fee if your machine was purchased from The Quilting Bee.

Class registration is required.

Please bring: Your machine and accessories, thread, scissors, and note-taking materials.

| Class | Day | Dates | Time |
|--|------------------|------------|------------|
| Mechanical Mastery Janome (2212, Jem Gold, Sewist 725, HD1000, HD3000) bernette (Sew and Go 1, 05 Academy, 05 Crafter, 35) | Fri | 8/23, 9/27 | 10:00-1:00 |
| Entry/Mid Level Mastery Janome (Sewist 740DC, 780 DC, 5300QDC, Skyline S5, Skyline S6, 4120, 3160) bernette (b38) | Fri | 8/23, 9/27 | 2:00-5:00 |
| Advanced Machine Mastery Janome (Skyline S7, Skyline S9, 9410, 9480QCP, M6, M7, M8, CM17) | Sat | 8/24 | 10:00-1:30 |
| | Fri | 10/25 | |
| Embroidery Machine Mastery Janome (Skyline S9, 500E, 550E, MC15000, Continental M17) | Sat | 8/24 | 2:00-5:00 |
| | Fri | 10/25 | |
| bernette Advanced Sewing (b77, b79) | Sat | 9/21 | 10:00-1:30 |
| | Fri | 11/15 | |
| bernette Advanced Embroidery (b70, b79) | Sat | 9/21 | 2:00-5:00 |
| | Fri | 11/15 | |
| All Other Models Janome (HD-9, 6700P, Coverpro 2000/3000) | Call to Schedule | | |

OWNERS CLASSES and Other Information

PFAFF

No fee if your machine was purchased from The Quilting Bee.

Class registration is required.

Please bring: Your machine and accessories, thread, scissors, and note-taking materials.

| Class | Day | Dates | Time |
|---|---------|----------------------|------------|
| Entry Level Pfaff Mastery (Select 4.2, Passport 2.0, Passport 3.0) | Fri | 9/20 | 10:00-1:00 |
| | Sat | 11/9 | |
| Mid Level Pfaff Mastery (Ambition 1.0, Ambition 620, Quilt Ambition 630/635, Creative Ambition 640) | Fri | 9/20 | 2:00-5:00 |
| | Sat | 11/9 | 2:00-5:00 |
| Advanced Level Pfaff Mastery (Expression 710, Quilt Expression 720, Creative 4.5) | Tues | 8/6 | 1:30-5:00 |
| | Sat | 11/30 | 10:00-1:30 |
| Pfaff Icon Machine Mastery (Performance Icon, Creative Icon 1 and 2) | Fri/Sat | 9/6 & 7, 11/1 & 2 | 10:00-1:00 |
| Pfaff Embroidery Mastery (Creative 4.5, Creative Icon 1 and 2) | Fri/Sat | 9/6 & 7, 11/1 & 2 | 2:00-5:00 |

Robust, Rugged & Reliable

At the Peak of Quilting Performance

CONTINENTAL M6
A stylish machine for the sophisticated Quilter

JANOME
Reliability by Design
www.janome.com

CONTINENTAL M8 PROFESSIONAL

Where Advanced Engineering and Technology combine to bring you Hi-Definition results.

JANOME
Reliability by Design
www.janome.com

FREE MOTION AND RULER QUILTING:
A.S.R.™ (Accurate Stitch Regulator) Included

| | Day | Dates | Time |
|---|-----|-------|-----------|
| Non-Airthread Serger Mastery (Vibrant, B44, B48, 8002D, etc.) | Sat | 10/26 | 2:00-5:00 |

Visit us online at: www.quiltingbeespokane.com

BLOCK OF THE MONTH Programs



Mystic Vineyard

NEW

Wilmington Prints
Finished size is 97" x 106"

This incredible Batik quilt is a generous queen size.

9-month BOM

NEW

Copper Mountain

Wilmington Prints
Finished size is 94" x 108"

This Queen Size Quilt features the new Copper Mountain batik collection in copper, brown, tan, teal, and green.

10-month BOM



Hey Violet!

NEW

Wilmington Prints
Finished size is 64 1/2" x 85 1/2"

This striking twin-size quilt features a fun array of purple and blue Wilmington Batiks.

7-month BOM

NEW

Dance of the Fairies

Island Batik
Finished size is 72" x 84"

Capture the magic and beauty of fairies as fabrics twirl in an elaborate dance of color in Dance of the Fairies.

6-month BOM



BLOCK OF THE MONTH Programs

These continuing Block of the Month programs can be joined at any time!

Au Naturel

Wilmington Prints

Finished size is 93" x 93"

This delicately colored queen quilt, in soft lavenders and greens, has been designed with Lisa Audit's beautiful Au Naturel collection by Wilmington Prints.

8-month BOM



Verona

Wilmington Prints

Finished size 64" x 85"

This on-point quilt design features the Juliette fabric collection by Angela Nickeas. The Juliette collection features contemporary florals in light and medium teals, dusty peaches, soft greens, a touch of navy and some white for a fresh look.

12-month BOM

Inner Reflections

Marcus Fabrics

Finished size is 60" x 60"

Inner Reflections is a sampler style block of the month and was created with applique, paper-piecing and traditional piece work. The mix of piecing techniques adds to the visual interest and uniqueness of this beautiful design.

12-month BOM



Visit us online at: www.quiltingbeespokane.com

33

ALPHABETICAL INDEX

| | | | |
|--------------------------------------|----|---------------------------------------|----|
| Accessory Caddy..... | 8 | Developing Your Walking Foot Skills.4 | |
| Au Naturel BOM..... | 33 | Ditty Bags 2.0..... | 10 |
| BL/Bro Machine Mastery..... | 26 | Drop Zone..... | 10 |
| BL/Bro Embroidery Mastery..... | 26 | Edge to Edge Quilting..... | 4 |
| BL/Bro Serger Mastery..... | 26 | Embroidery Adventures..... | 10 |
| Basting Your Quilt..... | 3 | Feathers Club..... | 8 |
| Bee Stitchin'..... | 24 | Frankie's Shirt..... | 13 |
| Beginning Machine Blanket Stitch...3 | | Free Motion Quilting..... | 10 |
| Beginning Machine Embroidery....4 | | Free Sew Days..... | 24 |
| Beginning Quilting..... | 3 | Geranium Dress..... | 11 |
| Beginning T-Shirt Quilt..... | 8 | Gift of the Month..... | 8 |
| bernette/Janome Machine Mastery.30 | | Hand Quilting for Beginners..... | 4 |
| Bernina 990 Event..... | 23 | HandiQuilter Event..... | 23 |
| Bernina Embroidery Mastery..... | 27 | Haralson Crossbody Bag..... | 11 |
| Bernina Machine Mastery..... | 27 | Hey Violet! BOM..... | 32 |
| Bernina Machine Access. Workshop.28 | | Hometown Quilt..... | 13 |
| Bernina Serger Mastery..... | 27 | Inner Reflections BOM..... | 33 |
| Bernina Serger Club..... | 28 | Kid's Sewing Camp..... | 7 |
| Bernina Software Building Blocks.29 | | Kids in Stitches..... | 7 |
| Bernina Software Mastery..... | 29 | Lloyd the Llama..... | 11 |
| Beyond Basics..... | 8 | Longarm Quilting..... | 11 |
| Binding Techniques..... | 4 | Machine Embroidery Workshop..... | 8 |
| Bonding with your BSR/ASR..... | 4 | Memi's Lemons..... | 11 |
| City Bags..... | 8 | Mystic Vineyard BOM..... | 32 |
| Copper Mountain BOM..... | 32 | Next Steps..... | 9 |
| Cosmic Cloud Quilt..... | 9 | Non-Airthread Serger Mastery..... | 31 |
| Crazy Blooms Quilt..... | 10 | Orla Quilt..... | 9 |
| Curvy Girls BOM..... | 10 | Paper Piecing Party..... | 11 |
| Curvy Girls Study Hall..... | 10 | Patchwork Duffel..... | 11 |
| Dancing With the Fairies BOM..... | 32 | Pfaff Machine Mastery..... | 31 |
| Demo Days..... | 6 | Pincushion Threadcatcher..... | 9 |

ALPHABETICAL INDEX

| | |
|--------------------------------------|------------------------------------|
| Previously Loved Machine Sale.....14 | The Mountains Are Calling.....13 |
| Quilting With Embroidery.....4 | Twist & Turns Quilt.....9 |
| Range Backpack.....11 | Verona BOM.....33 |
| Saturday Stitches.....24 | Westalee Quilting Rulers.....5 |
| Scan and Cut Mastery.....26 | What's Happening At The Bee.....21 |
| Sidewalk Sale.....23 | Windswept Quilt.....12 |
| Simply Swoon Quilt.....12 | Wool Embroidery Stitches.....5 |
| Stadium Bag.....12 | WSQ Quilt Show.....21 |
| Stitch Club.....24 | |
| Stitcher's Garden.....28 | |

Follow us to keep up to date with events, sales, new products, and more!



Join our Email List!
Visit quiltingbeespokane.com to sign up!



Follow us on Facebook!
Just search for Quiltingbeespokane



Follow us on Instagram!
We are @Quiltingbeespokane



Subscribe to our Youtube Channel!
Search for The Quilting Bee Spokane



Follow us on Tik Tok!
We are @TheQuiltingBee



Follow us on Whatnot!
We are @TheQuiltingBee

The Quilting Bee, Inc.
16002 East Broadway
Spokane Valley, WA 99037
509-928-6037
www.quiltingbeespokane.com

The Quilting Bee

STORE HOURS

Monday and Friday: 10-8pm
Tuesday - Thursday: 10-6pm
Saturday: 10-5pm

*“Sewing Machines, Fabric,
Classes, and Inspiration”*

OPEN HOUSE & DEMO DAYS

August 1-10

Save 20% off regularly-priced fabric and class supplies

Mark Your Calendar!!!

August 1-10 - Previously Loved Machine Sale

August 15-17 - SIDEWALK SALE

August 27-31 - HandiQuilter Event

October 4-5 - Bernina 990 Event

October 18-20 - WSQ Quilt Show

STORE CLOSED

September 2 - Labor Day

Nov. 27th - Closing early at 3pm

November 28 - Thanksgiving Day

Print monthly calendars and

supply lists at:

www.quiltingbeespokane.com