



# The Quilting Bee

SEWING MACHINES • FABRIC  
CLASSES AND INSPIRATION

16002



## Winter 2024-2025 Class & Event Schedule

December-January-February-March



The next generation of The Bee is off and running. In fact, it has been four months since Sara and Devin took the reins of the company in August of 2024. The transition was an amazing experience thanks to the staff at

The Bee being awesome at everything you can think of in this business. Along with that, our customers provided hearty congratulations and a gracious warm welcome. We are so blessed that is the way it has always been here.

The Bee is about the people. The people who love working here and the people who love coming here. All of you made it a place where Treasure and Scot had a wonderful life experience while you are already providing the same for Sara and Devin. We look forward to seeing relationships continue and newly form as we all participate in creating something beautiful, with fabric and with our hearts.

~ Treasure & Scot and Sara & Devin



NOTE that classes fill up quickly! Sign up promptly to be sure you get a spot! If you don't get in this time, we'll get you onto a wait list and get you into the next available spot.

**PS: If you can't make a class, *please* let us know **ASAP**, so we can get the next wait-listed student in.**

**If you are unable to make a class and do not cancel before the day of class, we are no longer able to give refunds.**

## CLASS DESCRIPTIONS

Our goal is to offer all types of classes for all levels of sewist. We offer technique and project classes, machine and software masteries, clubs, and also host special events.

If you are ever unsure if a class will be right for you, we are more than happy to direct you or even put you in touch with the instructor so you can be sure the class will meet your needs.

## QUILTING BEE CLASS LISTINGS

**Class fees cover your instruction time only.**

Additional supplies and a book/pattern will be required. Specific supply lists are available in the store and online and will be provided at the time of class registration.

To help you plan,  
evening and weekend classes are listed in **purple!**

### BASICS AND TECHNIQUE CLASSES

Suitable for all skill levels

These classes are designed to teach you a specific technique. You do not need any experience for these classes! All are hands-on lessons to give you experience and a comfort level with the technique being presented.

**ALL BASIC CLASSES ARE SUITABLE FOR BEGINNERS!**

#### Beginning Quilting

**\$150** - Kathy/Rebecca/Kathryn B.

In Beginning Quilting you will learn all you need to know to FINISH a tablerunner in class...fabric selection, rotary cutting, useful tools, sewing a 1/4" seam AND basting, quilting and binding. There will still be homework! *(PS. Please bring your own machine for this class.)*

**Mondays, 5 - 8 pm**

Jan 13, 20, 27, Feb 3, 10

**Thursdays, 10 am - 1 pm**

Feb 27, Mar 6, 13, 20, 27

**OR**

**Saturdays, 10 am - 1 pm**

Jan 25, Feb 1, 15, 22, Mar 8



#### Basting Your Quilt

**\$20** - Nancy

You've finished your quilt top...now what? Nancy shows you how to baste your quilt sandwich (top, batting, and backing) prior to quilting. This class is free to our graduating **Next Step** students. (See page 9.)

**Technique:** Basting

**Wednesdays, 10 am - noon**

**Dec 18 OR Feb 5**

#### Beginning Machine Blanket Stitch

**\$30** - Teresa

Learn to manage corners, curves, starting and ending the blanket stitch on your sewing machine. Great for machine applique!

**Technique:** Machine blanket stitch

**Tuesday, 2 - 5 pm, Dec 10**



All I want for Christmas is you...  
Just kidding, give me fabric.

Winter: my new excuse for  
drinking more coffee.

## BASICS AND TECHNIQUE CLASSES

### Beginning Machine Embroidery



**\$40 - Teresa**

Use your embroidery module to make a wall hanging from your choice of our many machine embroidery patterns.

Hooing, thread, and stabilizers will be discussed. This is **NOT a Mastery class** and assumes you have a working knowledge of your machine.

**Prerequisite:** Machine Embroidery Mastery


**Technique:** Machine embroidery  
**Wednesday, noon - 4 pm, Mar 19**

### Binding Techniques

**\$30 - Teresa**

Your quilt is done (YAY you!) and now it needs a binding. Learn to calculate how much fabric you need, how to cut straight, bias, faux and spiral bindings, and how to attach the binding to your quilt. This class is free to our graduating **Next Step** students. (See page 9.)

**Technique:** Binding your quilt  
**Thursday, 10 am - 1 pm, Dec 19 OR**  
**Tuesday, 10 am - 1 pm, Mar 18**



### Bonding With Your BSR/ASR

**\$20 - Nancy**

Discover how your Stitch Regulator can up your machine quilting game. You'll be quilting up a storm in no time!

**Technique:** Quilting with your BSR/ASR  
**Thursday, 10 am - noon, Feb 13 OR**  
**Wednesday, 10 am - noon, Mar 19**

### Developing Your Walking Foot Skills

**\$30 - Teresa**

Learn the skills necessary to machine quilt with your walking foot. This class is free to our graduating **Next Steps** students. (See page 9.)

**Technique:** Quilting with walking foot  
**Thursday, 2 - 5 pm, Dec 19 OR**  
**Friday, 2 - 5 pm Mar 14**

### Edge to Edge Quilting

**\$80 - Teresa**

Learn how the Easy-Connect Quilting technique, combined with specially designed embroidery files, makes it possible to stitch edge-to-edge quilting on your home embroidery machine.

**Technique:** Embroidery machine quilting  
**Thursdays, 10 am-1 pm, Mar 6 & 13**

### Hand Quilting for Beginners

**\$20- Kathryn**

Fascinated with that truly classic hand-constructed look? Learn basic hand quilting techniques and find out which tools will make this lovely traditional skill a breeze!

**Technique:** Hand quilting  
**Mondays, 2 - 4 pm, Jan 27 OR Mar 31**



### Quilting With Embroidery

**\$40 - Teresa**

Learn how to quilt on your home embroidery machine! Learn custom quilting in the hoop with OESD quilting designs.

**Technique:** In the hoop quilting  
**Tuesday, 1:30 - 5:30 pm, Mar 18**

What do you get when you cross a snowman and a vampire? Frostbite.

## BASICS AND TECHNIQUE CLASSES

### Westalee Quilting Rulers

\$20 - Nancy

Ensure quick success in your machine quilting by learning how to use quilting rulers by Westalee.



**Technique:** Westalee Quilting Rulers

**Tuesdays, 10 am - noon**

**Jan 28 OR Mar 25**

### Wool Embroidery Stitches

\$30 - Rebecca



If you'd like to learn embroidery stitches that can really make your wool applique projects shine, join us! Different wool fabrics,

threads, needles, glues and stabilizers are discussed.

**Technique:** Hand embroidery stitching

**Friday, 10 am - 1 pm, Dec 20 OR**

**Thursday, 2 - 5 pm, Mar 20**

**PRINTMADA**  
**Fabric Printing**  
Make it yours  
powered by Artspira  
**LEARN MORE**  
**brother**



**PFAFF**  
Perfection starts here.™



**CELEBRATING  
160 YEARS  
1862-2022**

“December has the clarity, the simplicity, and the silence you need for the best fresh start of your life.” — Vivian White

BERNINA L 890 QUILTERS EDITION  
*Exclusive*  
**FREE GIFTS**  
with purchase package  
**OVER A \$1,600\* VALUE**



**BERNINA** made to create

\*Available while supplies last. Exclusions may apply. See BERNINA Dealer for details.

## QB Demo Days!

10 am - 4 pm

On select days of our Open House, we feature different product demonstrations.

Watch the demo and enter a daily drawing for a free class! Purchase the demo item, at 20% off (excludes Laura Star Irons and machines), and get two additional entries for the class giveaway.

### **Machine Embroider Your Own Quilt Label**

Join Grace to make a professional-looking quilt label using our embroidery machines and expertise! No machine embroidery experience necessary! You just bring the label fabric you'd like to use and we'll provide the rest. Pre-registration recommended to guarantee a spot. There will be a kit fee.



**Tuesday  
December  
3rd**

### **Notions with Claudia**

**Thursday  
December  
5th**

It wouldn't be Open House without a demo from Claudia showing us the newest and best loved notions. And you get 20% off the featured notions for attending the demo!! What's not to love?



### **Rulers with Claudia**

Come see Claudia and learn about rulers! Learn new techniques, as well as how to get the most out of the rulers you have. Learn about how different triangle rulers work for different patterns.



**Friday  
December  
6th**

## PROJECT CLASSES

These classes are designed to take you down the path to completing a fun project - be it a quilt, table-topper, garment or other fabric craft - while also increasing your sewing knowledge and skills.

Classes are listed by level. Don't forget to check our website for a full-sized, printable monthly layout!

### BEGINNER CLASSES - scissor

#### **Beginning Kid's Sewing Camp** \$80 – Kathy W.

Are your young crafters ready to learn to sew? This 4-class series will guide them through safe rotary cutting, accurate piecing and stitching, and project assembly. Students will complete a pillowcase and a 24" pillow cover in class using fabric **they** choose.

**Saturdays**  
10 am - noon

**January 25, February 1, 8, 15**

*10 years and older **only** please.*

PLEASE NOTE: We find that children focus and learn best without additional adults in the classroom. Please entrust your children to our instructor during their class time. Thank you!

#### **Kids In Stitches**

*\$50 per session*

*plus kit, when available*

Now that your young sewist has **completed** our **Kids' Sewing Camp**, what can they tackle next? How about **Kids In Stitches**, our class for kids with different two-month projects! These projects will be useful and fun to construct and will build skills as they give budding artists practice and confidence.

**Saturdays, 1 - 2:30 pm**

**Jan 25 and Feb 1**

**OR**

**Feb 22 and Mar1**

*10 years and older **only** please*

PLEASE NOTE: We find that children focus and learn best without additional adults in the classroom. Please entrust your children to our instructor during their class time. Thank you!

**I just paid for a 12-month gym membership. My credit card company called to see if my card was stolen.**

## Adult PJ Pants

\$40 – Kathy W.

Have you been wanting to learn how to read garment patterns and make them into garments that actually *fit*?

Let Kathy show you how easy a pair of comfy PJ pants can be to assemble!

**Technique:** Garment construction

**Saturdays, 1 - 3 pm, Feb 8 & 15 OR**

**Fridays, 1 - 3 pm, Mar 7 & 14**

NEW



## Boxy Bag

\$30– Teresa

This adorable boxy bag, using a pattern by our own Annika, is a snap to put together and Teresa will give you all the tips.

**Monday, 2-5 pm, Dec 16**

**OR**

**Tuesday, 2 - 5 pm, Mar 4**

NEW



## Beginning T-shirt Quilt

\$40 – Nancy

Make that precious collection of t-shirts into a great graduation gift or memory quilt gift.

**Technique:** Quilting with T-shirts

**Wednesdays, 10 am-noon,**

**Jan 22 & 29**

**OR Feb 19 & 26**



## Dorothy Bag

\$35 - Nancy

This perfect little go bag will teach you how to put in darts and zippers...not scary at all!

**Technique:** Bag construction

**Thursday, 10 am-1:30 pm, Feb 6 OR**

**Wednesday, 10 am - 1:30, Mar 26**



## Beyond Basics

\$25 - Kathryn B.

Once you've completed **Beginning Quilting**, where to go next? This class is for those interested in taking the traditional next step in their quilting journey by learning new skills and techniques.

**Thursdays, 10 am - 12:30 pm**

**Dec 19, Jan 30, Feb 20 OR Mar 27**

NEW



## Beginning Rope Baskets

\$30– Noreen

Join Noreen to learn the fast and easy technique for making bowls, baskets and coasters from clothesline. Many more options available if you enjoy the fun!

**Technique:** Sewing with rope

**Wednesdays, 2-5 pm, Dec 11 OR Feb 12**

NEW



## City Bag(s)

\$60 - Nancy

If you've been looking for a bag that is truly do-able, this is it. The City Bags (Uptown, Midtown, or Downtown) are the same bag in different sizes, and can be completed by anyone with a walking foot.

**Technique:** Bag construction

**Tuesdays, 10 am - 1 pm, Dec 10 & 17**

**OR Feb 25 & Mar 4**



**A new study shows that people who have ridiculous amounts of fabric live longer than people who point it out.**



## Feathers Club

\$30 - *Kellie Marie*

Featherweight lovers unite! Explore what your machine can do while learning basic maintenance and how to use some of the accessories to craft projects.


**Mondays, 1 - 4 pm OR 5 - 8 pm**

**Dec 16** - Project Bags

**Jan 20** - Modern Japanese Rice Pouch

**Feb 17** - Reversible Ruby Apron

**Mar 17** - Apron Accessories



## Gift of the Month

\$20 - *Noreen*

Make someone - maybe you? - a new gift every month!

**Wednesdays, 10 am - noon**

**Dec 11** - Wine Bag

**Tuesday, Jan 7** - Heart Runner

**Feb 12** - Spring Parade Skinnie

**Mar 19** - April Showers, May

Flowers Pot Holders



## Japanese Rice Pouch

\$30 - *Kellie Marie*



Join Kellie Marie to craft this modern take on the traditional pouch used to carry rice offerings or gifts.

Great for using those interesting scraps you've been hoarding and makes a charming gift.

**Technique:** Patchwork bags

**Friday, 2-5 pm, Dec 20 OR**

**Saturday, 10 am - 1 pm, Mar 22**

**NEW**

Our hands may be cold, but at least our hearts are warm.

Visit us online at: [www.quiltingbeespokane.com](http://www.quiltingbeespokane.com)

## Machine Embroidery Workshop

\$70 - *Teresa*

Stitch a machine embroidery design while learning how stabilizers and batting affect your finished project. Bring your new or in-process project.

**Wednesday, 10 am - 5 pm, Mar 5**

## Pincushion Threadcatcher

\$30 - *Kathy W.*

This handy pincushion/threadcatcher is finished in one class. You'll want to make one for every place you sew and maybe for your friends too!

**Friday, 2 - 5 pm, Mar 21**



bernette 08

STRAIGHT STITCH MACHINE



bernette  
SWISS DESIGN

## Next Steps:

**\$60 - Kathy W./Kathryn B./Denise/**

*Maddie*

These classes are for the beginning quilter, with some sewing experience, who wants to pursue a simple project for their next step. Upon completion of these projects, coupons for **Basting Your Quilt, Developing Your Walking Foot Skills, and Binding Techniques** will be awarded.

*(Please bring your own machine for these classes.)*

### **Cosmic Cloud Quilt** - *Kathy W.*

This modern floral quilt made from two traditional block patterns: flower and crossing blocks, is super easy to strip piece.



**Mondays, 5 - 8 pm,  
Feb 17 & 24**

### **River Queen Quilt** - *Kathryn B.*




The River Queen Quilt will let your fabrics shine and the straight seam construction is perfect for flannels.

**Saturdays, 2-5 pm, Feb 15 & 22**

### **Stop Drop & Roll** - *Denise*

Use your favorite Jelly Roll to create this easy peasy quilt.

**Tuesdays, 2-5 pm, Jan 28 &  
Feb 4**



### **Take 5 Quilt** - *Maddie*



The Take 5 Quilt pattern is a simple way to turn a Jelly Roll, or fat quarter bundle into a striking quilt.

**Wednesdays, 2-5 pm, Mar 12 & 19**

## All The Things Tote

**\$40 - Maddie**

**NEW**

Use your favorite big print to put together this versatile tote bag. Features a large opening with two end panel pockets.



**Technique:** Bag construction

**Tuesdays, 2-4 pm, Jan 28 & Feb 4 OR  
Tuesdays, 10 am - noon, Mar 4 & 11**

## Crazy Blooms

**\$40 - Denise**

This quilt by *One Sister Designs* show-



cases fun and funky crazy pieced blossoms. Make it bag or lap-sized!

**Technique:** Curved piecing

**Tuesdays, 1-5 pm, Feb 25 OR Mar 18**

## Curvy Girls BOM

**\$30 - Kathryn M.**

Do you need a bit of support for your curves? NO, it's not a garment, it's the Wonder Curve Ruler! Kathryn will lead you through constructing a new curvy block every month.

**Technique:** Curved piecing

**Thursdays, 2 - 5 pm**

**Dec 26, Jan 30, Feb 27, OR Mar 13**

## Curvy Girls Study Hall

**\$30 - Kathryn M.**

Want a little more reinforcement (okay, no more garment jokes) for your curvy Sew Kind of Wonderful projects?

Kathryn is here to help!

**Technique:** Curved piecing

**Thursdays, 2 - 5 pm**

**Dec 19, Jan 2, Feb 6, OR Mar 6**

Quilt retreat (definition): A weekend sweat shop with wine and cookies.

## Dresden Pincushion

### Threadcatcher

\$60 – *Kellie Marie*

Dip your toes into paper piecing as you assemble this darling Dresden Plate adorned pincushion/threadcatcher.



Use your fabric choices to add a dash of sophistication to anywhere you sew or craft. Travels beautifully and makes a really lovely gift.

**Technique:** Paper piecing

**Saturdays, Dec 28 OR Mar 15**  
**10 am-1 pm AND 2-5 pm**

## Embroidery Adventures

\$30 - *Teresa & Wendell*

A different project each month keeps your approach to machine embroidery fresh and fun.

**Tuesdays, 10 am - 1 pm**

**Dec 10 - Embroidery Frames**

**Mar 4 - Holiday Towel & Hanger**

## Free Motion Quilting

\$30 – *Wendy*

Learn how to free motion quilt on your home sewing machine. This class is hands on!

**Technique:** Free motion quilting

**Mondays, 5 - 8 pm**

**Dec 16** - Pebbles, swirls AND leaves

**Jan 6** - Rulerwork

**Feb 3** - Wavy lines

**Mar 17** - Feathers

**OR Saturday, Jan 11** (Condensed)

10 am - 1 pm Pebbles, swirls & leaves

AND Rulerwork (1 & 2) **OR**

2 - 5 pm Wavy lines & Feathers (3 & 4)


*(Please bring your own machine for these classes.)*

## Knitted Star Quilt

\$40 - *Maddie*

This quilt looks hard but it isn't. Assembled with basic log cabin piecing, it looks like your favorite winter sweater... how great to curl up in!

**NEW**



**Technique:** Machine piecing

**Wednesday, 12-4 pm, Jan 29 OR**

**Tuesday, 12-4 pm, Mar 18**

## Longarm Quilting

\$30 – *Wendy*

Enhance your quilting by learning how to use a longarm quilting machine. You'll be astonished at how quickly you can complete those quilt tops that have been piling up.

**Technique:** Longarm quilting

**Mondays, 5 pm - 8 pm**

**Jan 20 OR Mar 10**

## Exploding Heart Quilt

\$60 - *Teresa*

**NEW**



Use simple half-square triangles and your favorite color scheme to create this timeless symbol of love.

Great gift idea!

**Technique:** Machine piecing

**Mondays, 10 am-1 pm, Dec 9 & 16**

## Paper Piecing Party

\$30 – *Grace*

Your monthly opportunity for Foundation Paper Piecing guidance! Bring your own project, or take advantage of the monthly free project. Absolute beginners welcome!

**Technique:** Paper piecing

**Tuesdays, 10 am - 1 pm**

**Jan 21, Feb 18, OR Mar 18**





### QAYG Tree Skirt

\$40 - Teresa

This Quilt As You Go tree skirt uses pre-marked batting to help you make a charming decor item or gift. Bind it and you're done! Can't beat that for easy!

**Technique:** Fabric Folding  
**Friday, 10 am - 2 pm, Dec 6**



### Mr. Frosty Tablerunner

\$60 - Kathy W.

**NEW**



This darling snowman will make you smile every time you see him gracing your table. A perfect addition to your winter decor or a delightful gift for a special friend.

**Technique:** Machine piecing  
**Mondays, 2-5 pm**  
**Dec 2 & 9 OR Feb 3 & 10**

### Stadium Bag

\$50 - Teresa

Use your favorite fabric to accent the vinyl in this see-through bag with six inside pockets. Meets NFL clear bag policy! Organize everything you need for a day at the ballpark or concert. **Technique:** Bag construction



**Monday, 1:30-6:30 pm, Dec 9**



### Undercover Machine Cover

\$60 - Teresa

Protect your cherished sewing machine with its own quilted cover. Features zipper, mesh and slip pockets. Easy project to handle!



**Technique:** Tote construction  
**Thursdays, 10 am-1 pm, Jan 2 & 9 OR**  
**Thursdays, 2:30-5:30 pm, Mar 6 & 13**

### Windswept Quilt



\$60 - Kathy W.

**Windswept** is a modern beauty! It uses various sizes of drunkard's path blocks to create gorgeous flowers that dance across the surface of the quilt. Kathy will have you piecing curves in no time and building this bouquet in your own palette.

**Technique:** Curved piecing  
**Mondays, 2-5 pm, Jan 20 & 27 OR**  
**Mondays, 10 am-1 pm, Mar 3 & 17**

### Wool Mittens

\$30 - Kathy W.

Kathy's winter favorite is back! Bring your wool sweater to recycle into a fleece-lined pair of deliciously warm winter mittens.



**Technique:** Machine piecing with wool  
**Wednesday, 10 am-1 pm, Dec 11**  
**OR Monday, 2-5 pm, Jan 13**

It's that time of year when other girls look cute in their flannel shirts and I look like I've misplaced my axe.

## Home Town Quilt Machine Embroidery and Applique

\$40 - Noreen

This sweet quilt (in two sizes) by *Bee In The Bonnet* is constructed completely in the hoop! Use stitch and flip and machine applique techniques to make this project come to life.



**Technique:** In the hoop embroidery and applique

**Thursdays, 1 - 5 pm,**

**Dec 19, Jan 9, Feb 13, Mar 27**

## Q-Matic Borders & Corners

\$30 - Judy H.

A bit intimidated by borders and corners using your Q-Matic? Judy will give you all the tips and tricks you need to make them perfect every time.



**Technique:** Machine piecing

**Wednesday, 10 am-1 pm**

**Dec 11, Jan 22, Feb 12, Mar 12**

## Quilting With Your

### Bernina 990

\$40 - Teresa

If you are lucky enough to have the new Bernina 990 machine, Teresa will show you how to use it to quilt your projects. The Integrated Stitch Regulator and gigantic new hoop make it a breeze!



**Technique:** Machine quilting

**Tuesdays, 1 - 5 pm**

**Dec 17 OR Mar 11**

**NEW**

## The Mountains Are Calling

\$60 - Kathy W.

Let Kathy guide you through the piecing and placement of this lap-sized beauty. It is sure to be a family favorite.

**Technique:** Machine piecing  
**Fridays, 2-5 pm, Feb 7 & 21 OR**

**Saturdays, 2-5 pm, Mar 8 & 22**



## b79 YAYA HAN EDITION

Everything you need to unleash your creativity!



### INCLUDES

- BERNINA Embroidery Software 9 Creator
- Presser Foot Set
- 3 Embroidery Hoops
- 276 Embroidery Designs

bernette  
EMBO STITCH

**When life gives you winter, make hot chocolate.**

## What's Happening At The Bee?

### Previously Loved Machine Sale January 1st - 11th



Take Me Home



Adopt Me

Yes, it's time for our **Previously Loved Machine Sale!** These babies have been serviced and are ready for you to adopt. They start at \$99 and go all the way up to current top-end machines. Several are Trade-Up machines that have been barely used. They will all be set up in the classroom for you to try before you buy!

Have you heard about the *Quilting Bee Hive*? It's our Facebook Community Group! It's a space where quilters and makers of all kinds can get together and show off their work, talk about projects they've got in progress, discuss useful techniques and get tips on getting the most from their machines. The inspiration is a bonus! It's a great place to get positive vibes and super support. Share the love!



We're doing something buzzworthy! Join us at 9:30 am on Wednesday mornings for our Facebook livestream *What's Buzzing at the Bee*. We'll show you our newest fabric lines, kits, samples, notions we love, trunk shows, all kinds of good stuff. If it's buzzworthy, you can hear about it here first! You can also watch on Youtube & TikTok!

## What's Happening At The Bee?



December should bring us **Sandalwood** by 3 Sisters for *Moda*. This is a collection of lovely blooming florals and charming paisleys, complemented by the group's signature hues of cream, taupe, light teal, coral and brick red. The addition of a navy colorway adds depth to the line and gives us many more design options. Another home run for 3 Sisters!

**The Tale of Peter Rabbit** is a wonderful collection by *Riley Blake* bringing the stories and tales of Beatrix Potter's characters to life on fabric. With classic and lovely designs printed in soft hues, this line evokes the warm comfort of bedtime story time. We expect to welcome it in January.



February should bring us **Charmwood** by *Figo Fabrics*. This engaging line features whimsical woodland creatures, delicate florals, and an earthy palette of sage, mint, cocoa brown, and sand. It would make a perfect project for both the young and the young-at-heart.

As we get ready to welcome Spring, March brings us **Bee Garden** by *Gingiber* for *Moda*. This modern line is a beautiful collection that is filled with intricate designs of buzzing bees, blooming florals and metallic patterns. Of course, we would have to have it!!!



# UP

YOUR  
QUILTING  
GAME

# AMARA<sup>TM</sup> ST



18" STATIONARY LONGARM

# MOXIE<sup>TM</sup> ST

Put a dent in your UFO pile—  
**not your wallet!**



## Class Policies:

1. Classes fill quickly! Register early to guarantee your spot. Payment of the class fee is required to register.
2. The Quilting Bee typically accepts only 6 students per class. If a class fills, we can place you on the waiting list and contact you if an additional session is added or if there is a cancellation.
3. If you are unable to attend class, **please call in advance**. We are happy to transfer you to another class or issue a gift certificate! **Please Note:** we can no longer issue gift certificates if a cancellation is made the day of class.
4. Phone registrations are taken with credit or debit card, or gift card payment only.
5. No children, babies, or cell phones are allowed in class. Please help create a respectful learning environment for yourself, the instructor, and other students.
6. Upon registering, you will be given a supply list for each class. **Most class supply lists are also available on our website.** Read it completely and see what, if any, preparations need to be done ahead of time. Kits are available for some classes and fabric in kits may vary. **Bring basic supplies\* to every class.**
7. Please put your name or other identifying mark on all supplies you bring to class to prevent mix-ups.
8. **Please arrive no sooner than 15 minutes prior to class time to set up. Classes start at listed time. Please have supplies purchased prior to class.**
9. If you take 8 QB classes, turn in your class card to receive one FREE class (up to \$40 value).
10. STUDENTS RECEIVE A 10% DISCOUNT ON SUPPLIES USED IN CLASS PROJECTS. This discount is not combined with any other offers or discount, and does not include basic sewing supplies (except for **Beginning Quilting** classes).

\*Basic supplies: pins, needles, scissors, rotary cutter, ruler(s),  
rotary mat, thread, seam ripper



# CALENDAR PAGE

# CALENDAR PAGE

# CALENDAR PAGE

# CALENDAR PAGE

## What's Happening At The Bee?

*Don't Forget!*

# Quilting Bee Open House & Demo Days!

**December 1st - 14th**

Save 20% Off Regularly-Priced  
Fabric and Class Supplies.

And check out our Demos we  
are offering on Page 6!



## Not on our Email List?

We send out Emails a few times a month  
with all of our new Events, Specials,  
New Machines, and other great info!

To Join, Scan this QR Code

Or go to [Quiltingbeespokane.com](http://Quiltingbeespokane.com) and  
Click "Click Here to Join our Email List!"



AVENEER by **brother**



## What's Happening At The Bee?



# WANTED

### The Location of Stoopid Chicken

Stoopid Chicken has gotten himself lost in the store! What we need is pictures of where the chicken is! Take a picture or selfie of Stoopid Chicken if you find him, and post it on Facebook or Instagram and tag us in it! Then show it to a Sheriff at the counter!



## REWARD

**1 FREE COTTON FAT QUARTER!**

LIMIT 1 PER WEEK PER PERSON  
@QUILTINGBEESPOKANE

Whatnot is a livestream shopping app, but unlike our What's Buzzing at the Bee Facebook Live, you can buy anything we show you in the app instantly and have it shipped to you!

Every Wednesday at 4pm, we will be showing dozens of our favorite kits, patterns, and other new arrivals!

Visit our website at [quiltingbeespokane.com](http://quiltingbeespokane.com) which includes instructions for how to download the app, sign up, and follow @thequiltingbee.



## What's Happening At The Bee?

Join us in welcoming machine embroidery artist

### Claudia Dinnell

as she introduces her new design



### “Spring Inspiration”

January 15, 16, and 17

10 am - 4 pm

\$299 + pattern

(lunch is included all days)

# Radiance™

Embroidery, Sewing, and Quilting Machine.

**LIGHTING**  
THE PATH OF  
**INNOVATION**



## OPEN AND ASSISTED SEWING

Have projects that you just haven't had time to do? Perhaps you're stuck at a step that confuses and frustrates you? Or you just want to sew in a space with other quilters? We have classes for that too! Call ahead to register as space is limited.

Class	Day	Dates	Time	Fee
<b>Bee Stitchin'</b> <i>Noreen</i> Assisted sewing for any project.	Wed	12/4, 1/8, 2/5, 2/26, 3/5, 3/26	10:00 - 3:30	\$55
<b>Saturday Stitchers</b> <i>Teresa</i> Assisted sewing for any project.	Sat	12/7, 1/4	10:00 - 3:30	\$55
<b>Stitch Club</b> <i>No Instructor</i> Bring your current hand stitching project and enjoy fellowship while you create.	Mon	12/30, 1/27, 2/24, 3/24	5:00 - 8:00	FREE
	Fri	12/6, 1/3, 2/7, 3/7	3:00-6:00	
<b>Free Sew Day</b> <i>No Instructor</i> Bring a project that you're working on and use our classroom to have a sew day!	Mon	12/23	10:00 - 4:00	FREE
	Sat	1/18		

CREATE YOUR  
**MAGIC**



**BERNINA**  
*made to create*



## Machine Service

An annual clean, oil and adjust keeps your machine in tip-top shape.

We offer same-day service for our out-of-town customers **if it is scheduled in advance** with our Tech Department for an additional \$39 fee.

Our technicians are capable of servicing any make or model of machine, from A-Z and everything in between!

We are authorized repair technicians for baby lock, Bernina, bernette, brother, Janome, HandiQuilter and Pfaff machines, but we do service ALL brands!

*We do not service industrial machines.*

If you want to keep your machine until we are ready to service it, try our “virtual queue!” Just call (509) 928-6037, give us your name, machine make/model and contact information. We will contact you when your machine’s turn for service is coming up. Then just drop it off within 7 business days and it will be ready for you in a few days. *Note: if we have to order parts it could take longer.*

See you soon, at The Bee!

## MACHINE INSTRUCTION

**baby lock, Bernina, bernette, brother, Janome, Handi Quilter & Pfaff**

The Quilting Bee offers instruction classes for machine owners that purchased their machine from our store. These classes help you learn to operate and maintain your serger, sewing, or embroidery machine. They are free of charge and may be taken as often as you feel necessary while your machine is still in the current line to get comfortable using your machine as space allows.

**Please bring your own machine to learn and gain experience with it.**

If you would like to take our mastery classes but purchased your machine elsewhere, the standard hourly rate will apply for classes listed in this mailer (\$10/hour). If you schedule a one-on-one for instruction, the private lesson rate of \$40/hour will apply.

**REGISTRATION IS REQUIRED.**

**NOTE - Mastery classes are grouped by machine brand and model (i.e. 8-series, 3-series, etc.) with the exception of embroidery instruction which may be grouped together within a brand. Please read carefully to ensure you enroll in the proper classes. If you are unsure, we are happy to guide you to the proper class(es).**

**Required Supplies:** Your machine, power cord, foot control, appropriate bobbin, all accessories that came with your machine, **manual**, scissors, thread, and note-taking supplies.

**NOTE: If you do not have a current machine model, please call to inquire about your options. We are happy to accommodate other machines based on instructor availability, as you may require a one-on-one session.**

**baby lock****MACHINE, EMBROIDERY, AND brother  
SERGER MASTERY**

Class	Day	Dates	Time
<b>Entry Level Machine Mastery</b> <i>baby lock (Jubilant, Brilliant, Lyric, and Soprano)</i> <i>brother (NS80E, PS700, BQ1350, BQ950, NS1850D, PS500)</i>	Wed	12/4, 3/26	10:00-1:00
	Sat	1/25	2:00-5:00
<b>Mid Level Machine Mastery</b> <i>baby lock (Aurora, Bloom, Ballad, Chorus, Aerial)</i> <i>brother (N2850D, NQ3700D, BQ2450, BQ3050, BM5200Dis)</i>	Wed	1/22, 2/19	10:00-1:00
<b>Mid Level Embroidery Mastery</b>	Wed	1/22, 2/19	1:30-4:30
<b>Upper Level Machine Mastery</b> <i>baby lock (Aerial, Altair, Solaris and Radiance))</i> <i>brother (Stellaire, Luminaire, and Avenir))</i>	Thurs	2/6	10:00-1:00
	Wed	3/5	
<b>Upper Level Embroidery Mastery</b>	Thurs	2/6	1:30-4:30
	Wed	3/5	
<b>Upper Level IQ Mastery</b>	Wed	2/5	10:00-1:00
<b>Serger/Overlock Mastery</b> <i>Includes: Acclaim, Accolade, Victory, and Triumph</i>	Sat	1/25	10:00-1:00
<b>Cover and Chain Mastery</b>	Wed	2/5	2:00-5:00
<b>Scan and Cut</b>	Wed	2/12	2:00-5:00



Start a new project with freshly sharpened scissors; sharp blades make happy sewists!

Scissor sharpening starts at \$11.99/pair

expression™ line

Where innovation and durability meet.



GET DETAILS

**PFAFF**  
Perfection starts here.™

# MACHINE, EMBROIDERY, AND SERGER MASTERY

# BERNINA

*made to create*

Class	Day	Dates	Time
3-Series Mastery	Sat	1/25	2:00-4:30
	Thurs	3/27	1-3:30
4/5-Series Mastery	Mon	12/2, 1/6, 2/3, 3/10	10:00-1:00
7-Series Machine Mastery	Mon	12/2, 1/6, 2/3, 3/10	2:00-5:00
Machine Embroidery Mastery	Tues	12/17, 3/25	10:00-4:30
	Wed	1/29	
	Mon	2/24	
Bernina 790 PRO Mastery (790 PRO Prerequisite Machine and Embroidery Mastery)	Tues	1/7, 2/11	1:00-5:00
880 Mastery	Thur/Fri	1/30 & 1/31 2/13 & 2/14	10:00-4:00
Bernina Serger Mastery (L450/460, L850)	Mon	3/10	10-2:30
Bernina L860/890 Mastery	Wed	12/18	12:00-4:30
Bernina 990 Mastery	Thurs/Fri	1/23 & 24, 2/27 & 28, 3/20 & 21	10:00-5:00
bernette Serger Mastery	Tues	12/3	12:00-4:30
	Mon	3/10	3:00-7:30
Bernina Cover and Chain	By Appt		

## BERNINA 735 PATCHWORK EDITION

# Choose your *Free* Package!



### EMBROIDERY PACKAGE

- Embroidery Module



### QUILTING PACKAGE

- BERNINA Stitch Regulator
- Adjustable Quilting Feet #72, #73 and #74
- 3 Ruler Kits



### SEWING PACKAGE

- BERNINA L 460
- BIG Book of Serger Quilting



*made to create* **BERNINA**


**Club Classes**  
**FREE to Bernina Owners!**

**BERNINA**  
*made to create*

Looking for fun, fellowship, creative projects, and top-notch instruction? Want to learn more about your machine? Join one (or all) of our Clubs! **REGISTRATION IS REQUIRED.**

**Required Supplies:** A pattern may be required. Check your specific class supply list.

**Please bring your own machine so you can continue to learn its features.**

Club	Day	Dates	Time	Project
Stitcher's Garden <i>Designed for Bernina feet/stitches but we welcome all machine brands. This quilt is stunning!</i>	Mon	12/30, 1/13, 3/31	5:00-8:00	
		12/30, 1/13, 3/31	1:30-4:30	
	Tues	12/3, 2/25, 3/11	10:00-12:00	
	Tues	12/3, 2/25, 3/11	2:00-4:00	
	Wed	1/22	10:00-12:00	
Bernina Serger Club	Fri	12/20, 1/10, 3/14	10:00 -2:00	<b>Apr:</b> Piping on the Overlocker <b>May:</b> Dahlia Serger Dust Cover <b>Jun:</b> Clever Coverstitch Bag <b>Jul:</b> Clever Couch Caddy
Bernina Machine Accessories Workshop	Wed	12/18, 2/19, 3/12	10:00-12:00	
		12/18, 1/22 2/19, 3/12	2:00-4:00	

*Applaud*  
 Creative Top Cover Stitch Serger

*Bright Ideas*  
**BRILLIANT STITCHES**



## Software Mastery and Specialty Classes

# BERNINA

*made to create*

Explore the possibilities embroidery offers as you learn the basics of Bernina Embroidery Software. No fee if your software was purchased at the QB, **class registration is required**. **Required Supplies:** Software (loaded on your laptop). The Software 8/9 Workbook is provided on our website under the machines tab, or, if you wish, you may print it for class. Please also bring note-taking supplies. **DesignerPlus requires Classes 1-5.**

Software Mastery	
Software 1 - EditorPlus Features - Software Basics, Lettering Basics, Editing a Design, Monogram	Tues, 1/21, 10 am - 1 pm
Software 2 - Auto-Digitizing - Redwork, Magic Wand, Auto-Digitizing, PhotoSnap, Convert Art-work to Embroidery	Tues, 1/28, 10 am - 1 pm
Software 3 - Application Programs - Quilter, Cross-Stitch, Portfolio	Tues, 2/4, 10 am - 1 pm
Software 4 - Manual Digitizing, Echo Quilting, Applique, Multi-Hooping	Tues, 2/11, 10 am - 1 pm
Software 5 - Trapunto, Punchwork, Stumpwork, Calligraphy, Effects	Tues, 2/18, 10 am - 1 pm

Please be aware that **all machine mastery classes must be completed before attending software classes**. Software students should have a strong familiarity with their machine.

### Software Building Blocks

Noreen - \$30

Learn new Bernina software techniques with both a virtual lesson and hands-on computer experience.

**Tuesdays, 2 - 5 pm**

**12/10, 1/21, 2/18**

**Wednesday 3/19**

***Please note that software classes require the use of our projector and are very noise sensitive. Please place cell phones on silent for the duration of class and be respectful of other students.***

# bernette

SWISS DESIGN

OWNERS  
CLASSES and  
Other Information

# JANOME

No fee if your machine was purchased from The Quilting Bee.

Class registration is required.

**Please bring:** Your machine and accessories, thread, scissors, and note-taking materials.

Class	Day	Dates	Time
General Mechanical Mastery Janome (2212, Jem Gold, Sewist 725, HD1000, HD3000) <i>Zeal, Zest,</i> <i>bernette (Sew and Go 1, 05 Academy, 05 Crafter, 35)</i>	Wed	12/4	10:00-1:00
	Sat	2/22	
Entry/Mid Level Mastery Janome (Sewist 740DC, 780 DC, 5300QDC, Skyline S5, Skyline S6) <i>bernette (b38)</i>	Wed	12/4	2:00-5:00
	Sat	2/22	
Advanced Machine Mastery Janome (Skyline S7, Skyline S9, 9410, 9480QCP, M6, M7, M8, CM17)	Sat	12/7	10:00-1:30
	Fri	2/21	
Embroidery Machine Mastery Janome (Skyline S9, 500E, 550E, MC15000, Continental M17)	Sat	12/7	2:00-5:00
	Fri	2/21	
<i>bernette Advanced Sewing (b77, b79)</i>	Fri	2/7	10:00-1:30
	Sat	3/8	
<i>bernette Advanced Embroidery (b70, b79)</i>	Fri	2/7	2:00-5:00
	Sat	3/8	
All Other Models Janome (HD-9, 6700P, Coverpro 2000/3000)	Call to Schedule		

 Your New Horizon awaits...




**HORIZON MEMORY CRAFT 9480QC PROFESSIONAL**

FREE MOTION AND RULER QUILTING; A.S.S.™ (Accurate Stitch Regulator) compatible

**JANOME**  
Reliability by Design  
[www.janome.com](http://www.janome.com)

**REACH FOR THE SKYLINE**  
CELEBRATING 10 YEARS  
ANNIVERSARY EDITION



S3AE S6AE S7AE

**SKYLINE**  
Anniversary Editions

**JANOME**

Janome celebrates the Skyline Series 10th year with a sleek redesign of this beloved sewing and quilting machine.

## OWNERS CLASSES and Other Information

# PFAFF

No fee if your machine was purchased from The Quilting Bee.

Class registration is required.

**Please bring:** Your machine and accessories, thread, scissors, and note-taking materials.

Class	Day	Dates	Time
Entry Level Pfaff Mastery (Select 4.2, Passport 2.0, Passport 3.0)	Wed	1/29	10:00-1:00
	Sat	3/15	
Mid Level Pfaff Mastery (Ambition 1.0, Ambition 620, Quilt Ambition 630/635, Creative Ambition 640)	Wed	1/29	2:00-5:00
	Sat	3/15	2:00-5:00
Advanced Level Pfaff Mastery (Expression 710, Quilt Expression 720, Creative 4.5)	Sat	12/21	10-1:30
	Wed	2/26	
Icon Machine Mastery (Performance Icon, Creative Icon 1 and 2)	Fri	12/27, 2/28	10:00-1:00
Pfaff Embroidery Mastery (Creative 4.5, Creative Icon 1 and 2)	Fri	12/27, 2/28	2:00-5:00

Robust, Rugged & Reliable

At the Peak of Quilting Performance



**CONTINENTAL M6**  
A stylish machine for the sophisticated Quilter

**JANOME**  
Reliability by Design  
[www.janome.com](http://www.janome.com)



**CONTINENTAL M8 PROFESSIONAL**

Where Advanced Engineering and Technology combine to bring you Hi-Definition results.

**JANOME**  
Reliability by Design  
[www.janome.com](http://www.janome.com)

FREE MOTION AND RULER QUILTING:  
A.S.R.™ (Accurate Stitch Regulator) Included

	Day	Dates	Time
Non-Airthread Serger Mastery (Vibrant, B44, B48, 8002D, etc.)	Fri	1/31	2:00-5:00
		3/21	10:00-1:00

## BLOCK OF THE MONTH Programs

If you haven't tried a Block of the Month...why not?

We have quilts for every fabric, technique, and skill level. Find your favorites and simply start when you are ready. Each month, a new block becomes available...doling out the work in manageable chunks and giving you a beautiful creation at the end.



**NEW**

### Kona 2025 Calendar Quilt BOM

Robert Kaufman Fabrics

Finished size 71" x 91"

This bright and cheery sampler is constructed of Kona Cotton solids and features a block from each month of the Kona 2025 Calendar. Perfect for the confident beginner!

**12-month BOM**

**NEW**

### Dance of the Fairies

Island Batiks

Finished size 67" x 89"

Capture the magic and beauty of fairies as batik fabrics by **Island Batiks** twirl in a dance of color. This intermediate level paper pieced Block of the Month pattern will challenge and delight.

**6-month BOM**



### Mystic Vineyard

Wilmington Batiks

Finished size 97" x 106"

Purple clusters contrast against the greens like a vineyard ready for harvest in this beauty by **Wilmington Prints**. This 9-month block of the month is bursting with purple, lavender, emerald green and sea green batiks.

**9-month BOM**



## BLOCK OF THE MONTH Programs



### Sea Stars

NEW

#### Wilmington Batiks

Finished Size 96" x 108"

The Sea Stars, batik collection from Wilmington Batiks is a beautiful collection featuring greens, teals, dark, medium and light blues and a touch of black that all come together to create tranquil ocean vibes.

10-month BOM

### Copper Mountain


#### Wilmington Batiks

Finished size is 94" x 106"

This quilt features the new *Copper Mountain* batik collection in copper, brown, tan, teal, and green.

The queen quilt is made with straight-set 5", 10", and 5" x 10" blocks around a 20" center medallion.

10-month BOM



### Hey Violet!

#### Wilmington Batiks

Finished size is 64" x 85"

The *Violet Crush* collection is the star of this twin-sized quilt, an array of batiks in lovely purple and teal hues, accented with lighter tints.

7-month BOM

### Inner Relections

#### Marcus Fabrics

Finished size 60" x 60"

Inner Reflections is a sampler style block of the month and was created with applique, paper-piecing and traditional piecing work. The mix of piecing techniques adds to the visual interest and uniqueness of this beautiful design.

12-month BOM



## ALPHABETICAL INDEX

Adult PJ Pants.....8	Crazy Blooms.....10
All The Things Tote.....10	Dance of the Fairies BOM.....32
BL/Bro Machine Mastery.....26	Demo Days.....6
BL/Bro Embroidery Mastery.....26	Developing Your Walking Foot Skills.4
BL/Bro Serger Mastery.....26	Dresden Pincushion Threadcatcher.11
Basting Your Quilt.....3	Dorothy Bag.....8
Bee Stitchin’.....24	Edge to Edge Quilting.....4
Beginning Kid’s Sewing Camp.....7	Embroidery Adventures.....11
Beginning Machine Blanket Stitch...3	Exploding Heart Quilt.....11
Beginning Machine Embroidery....4	Feathers Club.....9
Beginning Quilting.....3	Free Motion Quilting.....11
Beginning Rope Baskets.....8	Free Sew Day.....24
Beginning T-Shirt Quilt.....8	Gift of the Month.....9
bernette/Janome Machine Mastery.30	Hand Quilting for Beginners.....4
Bernina Embroidery Mastery.....27	Hey Violet! BOM.....33
Bernina Machine Mastery.....27	Hometown Quilt.....13
BerninaMachineAccess.Workshop.28	Inner Reflections BOM.....33
Bernina Serger Mastery.....27	Japanese Rice Pouch.....9
Bernina Serger Club.....28	Kids in Stitches.....7
Bernina Software Building Blocks.29	Kona 2025 Calendar Quilt BOM...32
Bernina Software Mastery.....29	Knitted Star Quilt.....11
Beyond Basics.....8	Longarm Quilting.....11
Binding Techniques.....4	Machine Embroidery Workshop.....9
Bonding with your BSR/ASR.....4	Mr. Frosty Tablerunner.....12
Boxy Bag.....8	Mystic Vineyard BOM.....32
City Bags.....8	Next Steps.....10
Claudia Dinnell Event.....23	Non-Airthread Serger Mastery.....31
Copper Mountain BOM.....33	Paper Piecing Party.....11
Cosmic Cloud Quilt.....10	Pfaff Machine Mastery.....31
Curvy Girls BOM.....10	Pincushion Threadcatcher.....9
Curvy Girls Study Hall.....10	Previously Loved Machine Sale.....14

## ALPHABETICAL INDEX

Q-Matic Borders and Corners.....13	Stitcher's Garden.....28
QAYG Treesirt.....12	Stop Drop & Roll Quilt.....10
Quilting With Embroidery.....4	Take 5 Quilt.....10
Quilting With Your Bernina 990..13	The Mountains Are Calling.....13
River Queen Quilt.....10	Undercover Machine Cover.....12
Saturday Stitchers.....24	Westalee Quilting Rulers.....5
Scan and Cut Mastery.....26	What's Happening At The Bee.....21
Sea Stars BOM.....33	Windswept Quilt.....12
Stadium Bag.....12	Wool Embroidery Stitches.....5
Stitch Club.....24	Wool Mittens.....12

**Follow us to keep up to date with events, sales, new products, and more!**



Join our Email List!  
Visit [quiltingbeespokane.com](http://quiltingbeespokane.com) to sign up!



Follow us on Facebook!  
Just search for Quiltingbeespokane



Follow us on Instagram!  
We are @Quiltingbeespokane



Subscribe to our Youtube Channel!  
Search for The Quilting Bee Spokane



Follow us on Tik Tok!  
We are @TheQuiltingBee



Follow us on Whatnot!  
We are @TheQuiltingBee

The Quilting Bee, Inc.  
16002 East Broadway  
Spokane Valley, WA 99037  
509-928-6037  
www.quiltingbeespokane.com

# The Quilting Bee

## STORE HOURS

Monday and Friday: 10-8pm  
Tuesday - Thursday: 10-6pm  
Saturday: 10-5pm

*“Sewing Machines, Fabric,  
Classes, and Inspiration”*

**OPEN HOUSE & DEMO DAYS**

**December 1st - 14th**

Save 20% off regularly-priced  
fabric and class supplies

### Mark Your Calendar!!!

January 1-11 - Previously Loved  
Machine Sale

January 15-17 - Claudia Dinnell  
Event

### STORE CLOSED

December 24 - Closing Early at 3PM

December 25 - Christmas Day

December 31 - Closing Early at 3PM

January 1 - New Year's Day

**Print monthly calendars and  
supply lists at:**

**[www.quiltingbeespokane.com](http://www.quiltingbeespokane.com)**